



# SM15K – Master/Slave Assembly Kits

- **M/S PAR SET C2...C12**
- **M/S PAR – CONNECTING 2 RACKS**

## M/S PAR Kits SM500-CP-90 & SM1500-CP-30

This document is an addition to the SM15K interface manual. It contains instructions for the connection for Master/Slave set-ups using the M/S PAR assembly kits.

## APPLICATION NOTE

### Revision 2022/03

Contents:

- 1 – M/S PAR SET C2
- 2 – M/S PAR SET C3
- 3 – M/S PAR SET C4
- 4 – M/S PAR SET C5
- 5 – M/S PAR SET C6
- 6 – M/S PAR SET C7
- 7 – M/S PAR SET C8
- 8 – M/S PAR SET C9
- 9 – M/S PAR SET C10
- 10 – M/S PAR SET C11
- 11 – M/S PAR SET C12
- 12 – M/S PAR – CONNECTING 2 RACKS

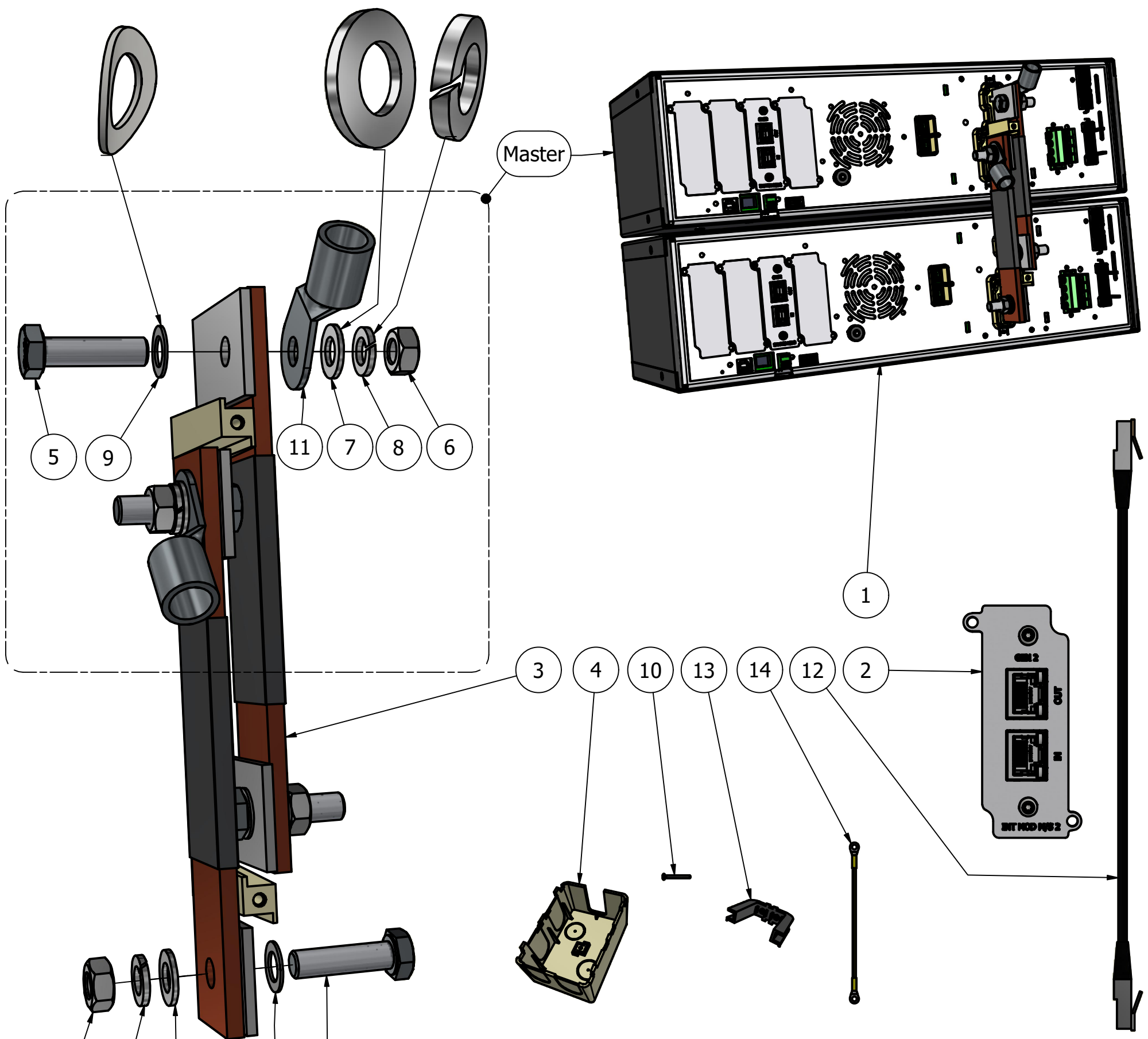
Your contact:



**Schulz Electronic**  
Professional Power Supplies

**Schulz-Electronic GmbH**  
Dr.-Rudolf-Eberle-Straße 2  
D-76534 Baden-Baden  
Fon + 49.7223.9636.0  
Fax + 49.7223.9636.90  
vertrieb@schulz-electronic.de  
www.schulz-electronic.de

\* M/S PAR SET C is used for SM210-CP-150, SM500-CP-90 & SM1500-CP-30, but note that the cabling is different!



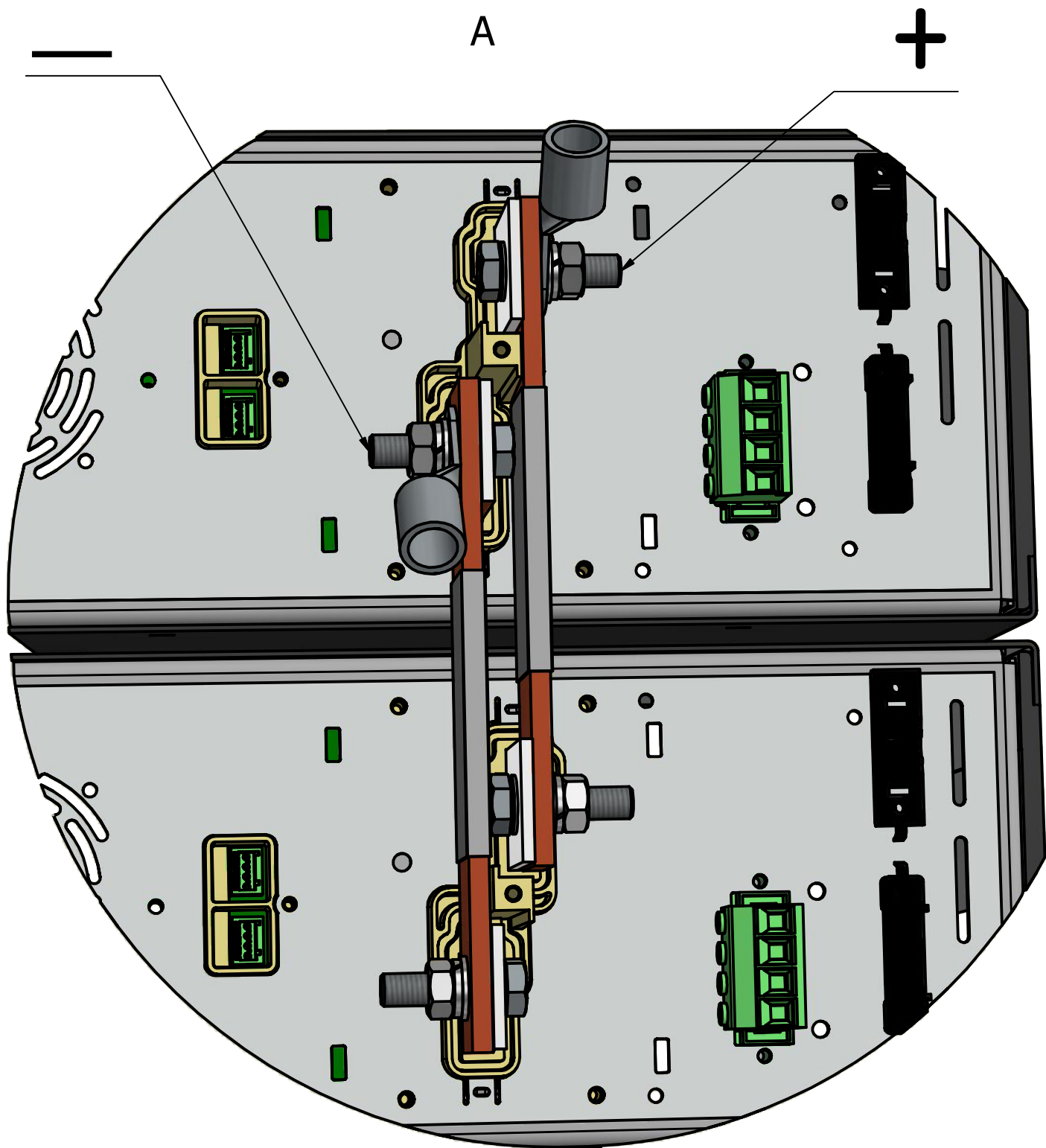
PARTS LIST

| M/S PAR SET C2 | ITEM | QTY | STOCK NUMBER                | DESCRIPTION                           |
|----------------|------|-----|-----------------------------|---------------------------------------|
| *              | 1    | 2   | SM500-CP-90<br>SM1500-CP-30 | Power unit                            |
| *              | 2    | 2   | int mod ms 2                | interface m/s gen 2                   |
| v              | 3    | 2   | dwg2530                     | m/s strip 1 2 units                   |
| v              | 4    | 2   | dwg2532                     | cover output parallel 1               |
|                | 5    | 4   | M8x30SG DIN933              | screw M8X30 SG DIN933 10.9/Geomet-500 |
|                | 6    | 4   | M8 A2 DIN934                | nut M8 A2                             |
|                | 7    | 4   | M8 A2 DIN125A               | washer M8 A2                          |
|                | 8    | 4   | M8 A2 DIN127B               | lock washer A2                        |
| v              | 9    | 4   | M8 SZ DIN137B               | crinkle washer                        |
|                | 10   | 2   | PT3.5x30 A2 T10             | D-PT 3.5x30 ro he A2 T10 selftap      |
|                | 11   | 2   | Not supplied                | Load cable cable lug M8               |
| v              | 12   | 2   | CBL P SFTP 0.5 BK           | patchcable BK 0.5m RJ45               |
| v              | 13   | 1   | DWG2560                     | cover output strips m/s               |
| v              | 14   | 1   | DWG2603                     | earth cable m/s                       |

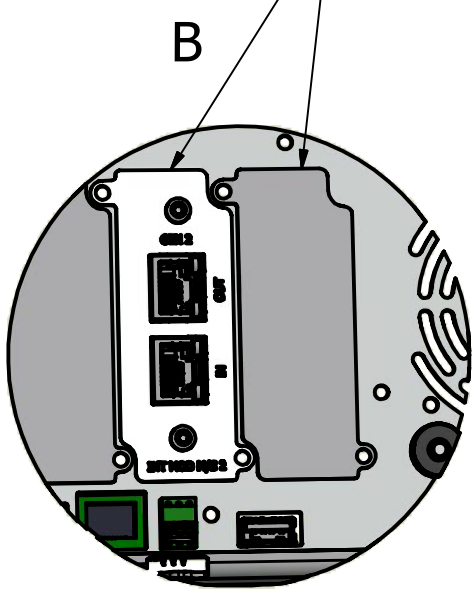
\* ORDER SEPARATELY

|   |      |      |                    |                        |
|---|------|------|--------------------|------------------------|
| REVISIONS                               | DATE | NAME | SURFACE TREATMENT: | MAT:                   |
| REMARK:                                 |      |      |                    | DIM: mm Tol.: ± 0.2    |
|   |      |      | NAME DESIGNER      | Delta Elektronika B.V. |
|   |      |      | S.Janse            | VISSERSDIJK 4          |
|   |      |      | DATE               | 4301 ND ZIERIKZEE      |
|   |      |      | 04-02-2022         | NETHERLANDS            |
| TITLE: MASTER SLAVE<br>assembly 2 units |      |      | DWG                | A3<br>SHEET I-2        |

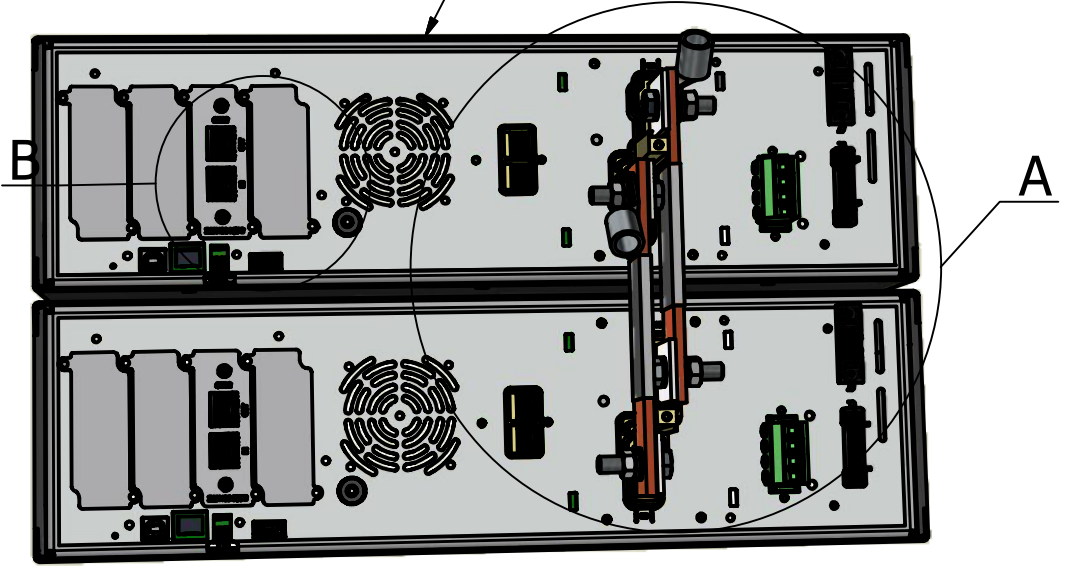




INT MOD M/S 2  
 POSITION :  
 SLOT 3 OR 4



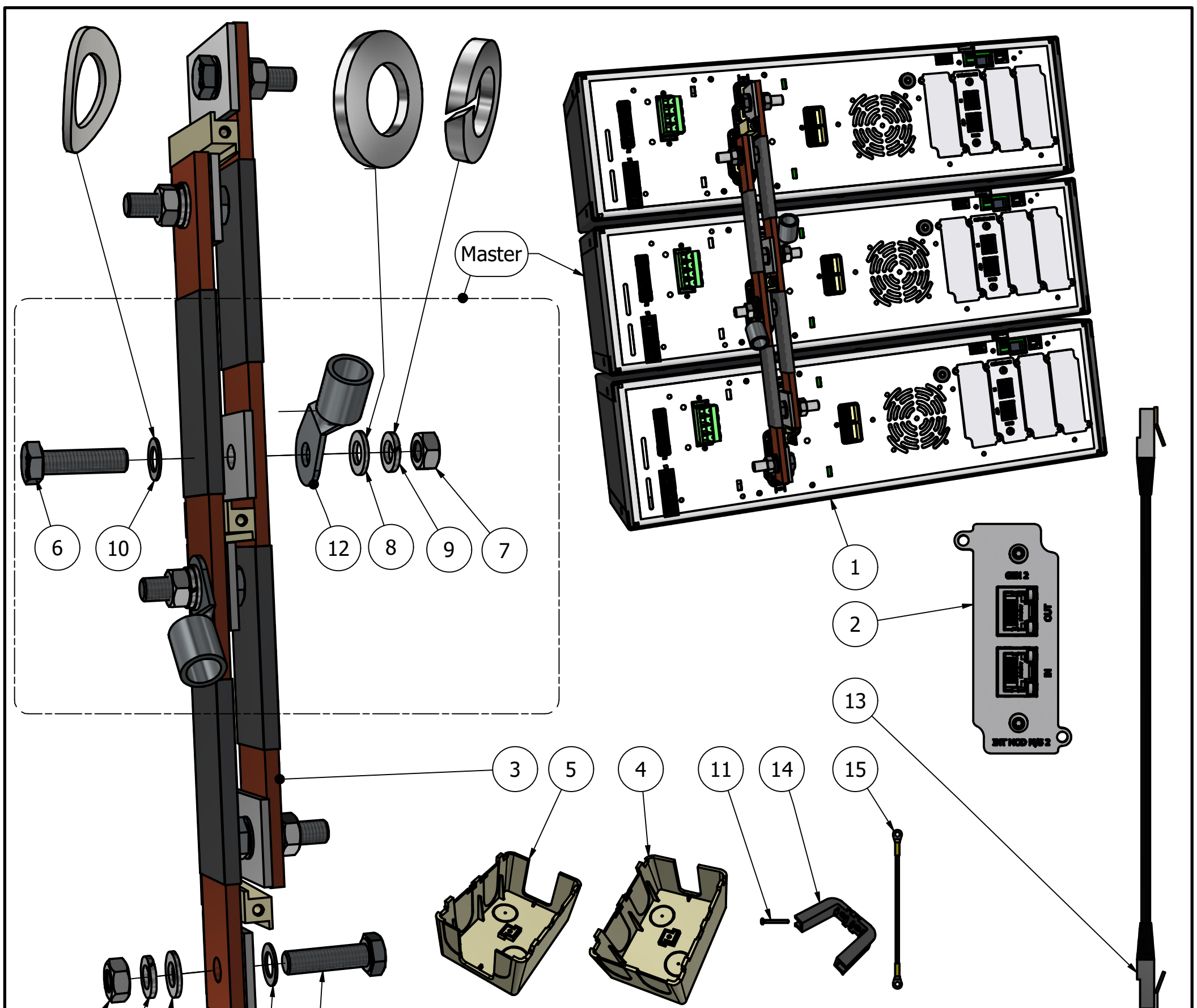
MASTER



SM500-CP-90 (2x)  
 OR  
 SMI500-CP30 (2x)

|           |      |      |                     |                        |
|-----------|------|------|---------------------|------------------------|
|           |      |      | SURFACE TREATMENT:  | MAT:                   |
|           |      |      |                     | DIM: mm Tol.: ± 0.2    |
|           |      |      | NAME DESIGNER       | Delta Elektronika B.V. |
|           |      |      | S.Janse             | VISSERSDIJK 4          |
|           |      |      | DATE                | 4301 ND ZIERIKZEE      |
|           |      |      | 19-04-2018          | NETHERLANDS            |
| REVISIONS | DATE | NAME | TITLE: MASTER SLAVE |                        |
| REMARK:   |      |      | assembly 2 units    |                        |
|           |      |      | DWG                 | A3                     |
|           |      |      |                     | SHEET 2-2              |



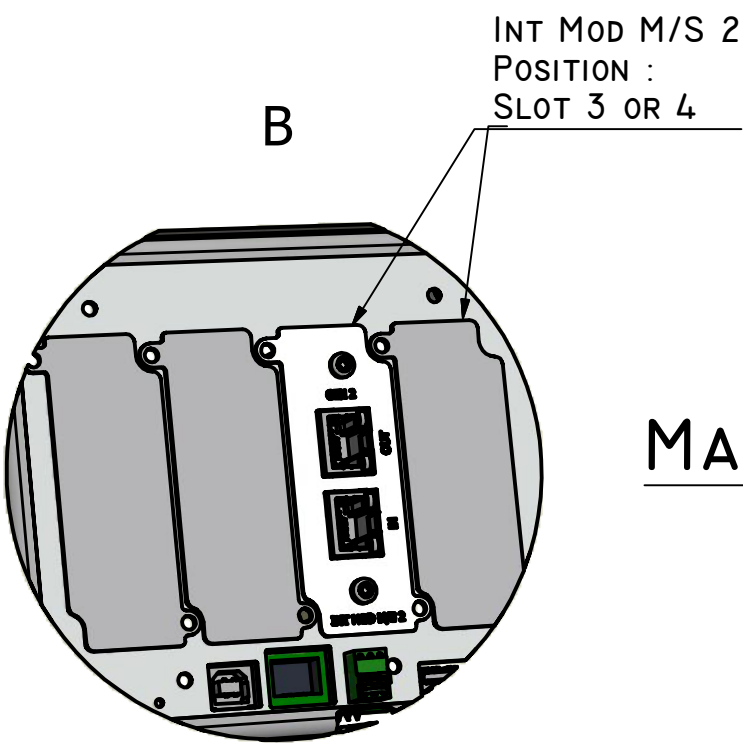
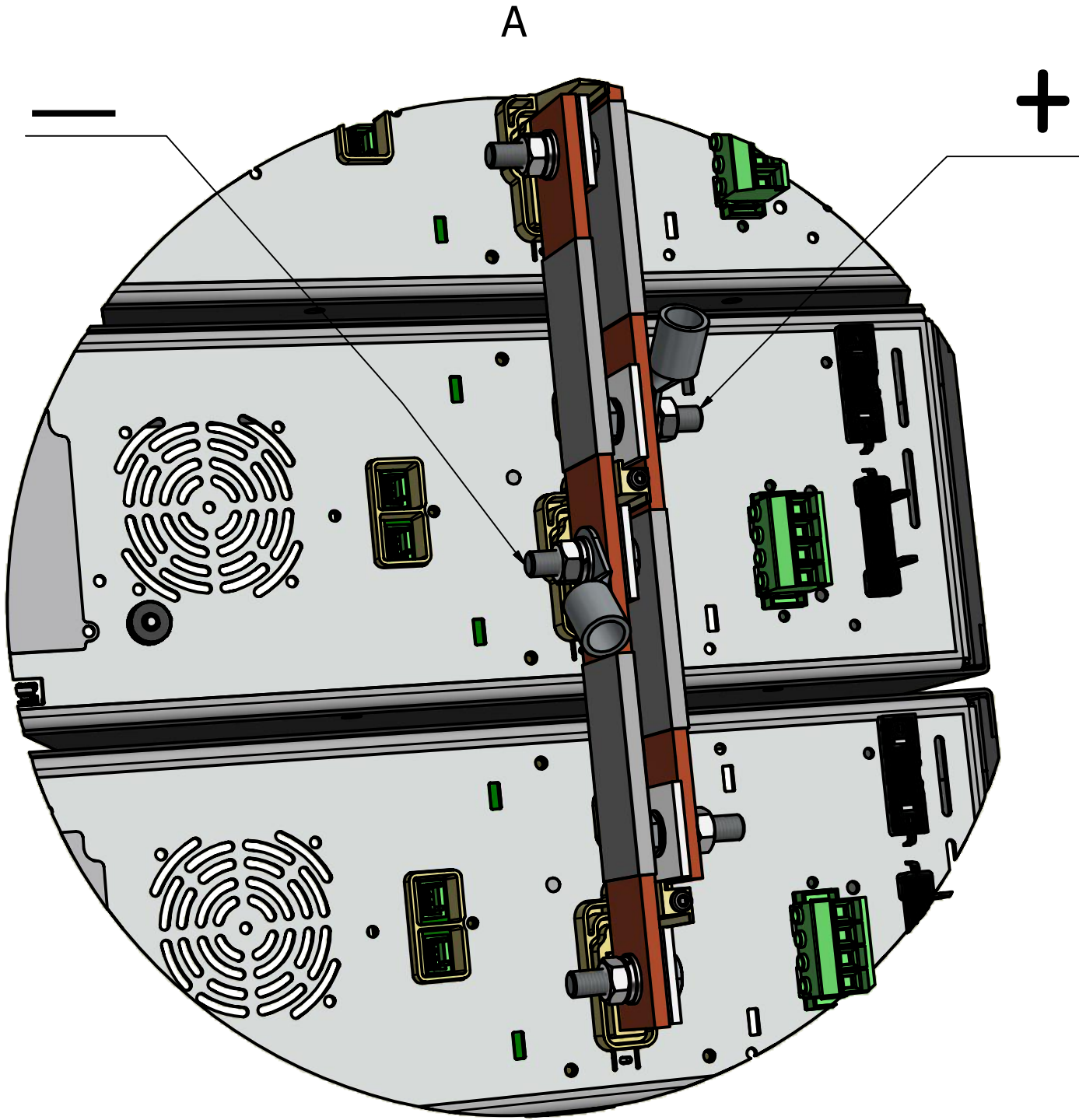


| PARTS LIST    |      |     |                             |                                       |
|---------------|------|-----|-----------------------------|---------------------------------------|
| MS PAR SET C3 | ITEM | QTY | STOCK NUMBER                | DESCRIPTION                           |
| *             | 1    | 3   | SM500-CP-90<br>SM1500-CP-30 | power unit                            |
| *             | 2    | 3   | int mod ms 2                | interface m/s gen 2                   |
| v             | 3    | 2   | dwg2531                     | m/s strip 2 3 units                   |
| v             | 4    | 2   | dwg2532                     | cover output parallel 1               |
| v             | 5    | 1   | dwg2533                     | cover output parallel 2               |
|               | 6    | 6   | M8x30SG DIN933              | screw M8X30 SG DIN933 10.9/Geomet-500 |
|               | 7    | 6   | M8 A2 DIN934                | nut M8 A2                             |
|               | 8    | 6   | M8 A2 DIN125A               | washer M8 A2                          |
|               | 9    | 6   | M8 A2 DIN127B               | lock washer A2                        |
| v             | 10   | 6   | M8 SZ DIN137B               | crinkle washer                        |
|               | 11   | 3   | PT3.5x30 A2 T10             | D-PT 3.5x30 ro he A2 T10 selftap      |
|               | 12   | 2   | Not supplied                | Load cable cable lug M8               |
| v             | 13   | 3   | CBL SFTP 0.5 BK             | patchcable 0.5m RJ45                  |
| v             | 14   | 2   | DWG2560                     | cover output strips m/s               |
| v             | 15   | 2   | DWG2603                     | earth cable m/s                       |

|                                      |      |      |                    |                        |
|--------------------------------------|------|------|--------------------|------------------------|
| REVISIONS                            | DATE | NAME | SURFACE TREATMENT: | MAT:                   |
| REMARK:                              |      |      |                    | DIM: mm Tol.: ± 0.2    |
|                                      |      |      | NAME DESIGNER      | Delta Elektronika B.V. |
|                                      |      |      | S.Janse            | VISSERSDIJK 4          |
|                                      |      |      | DATE               | 4301 ND ZIERIKZEE      |
|                                      |      |      | 04-02-2022         | NETHERLANDS            |
| TITLE: MASTER SLAVE assembly 3 units |      |      | DWG                |                        |
|                                      |      |      | A3                 |                        |
|                                      |      |      | SHEET 1-2          |                        |

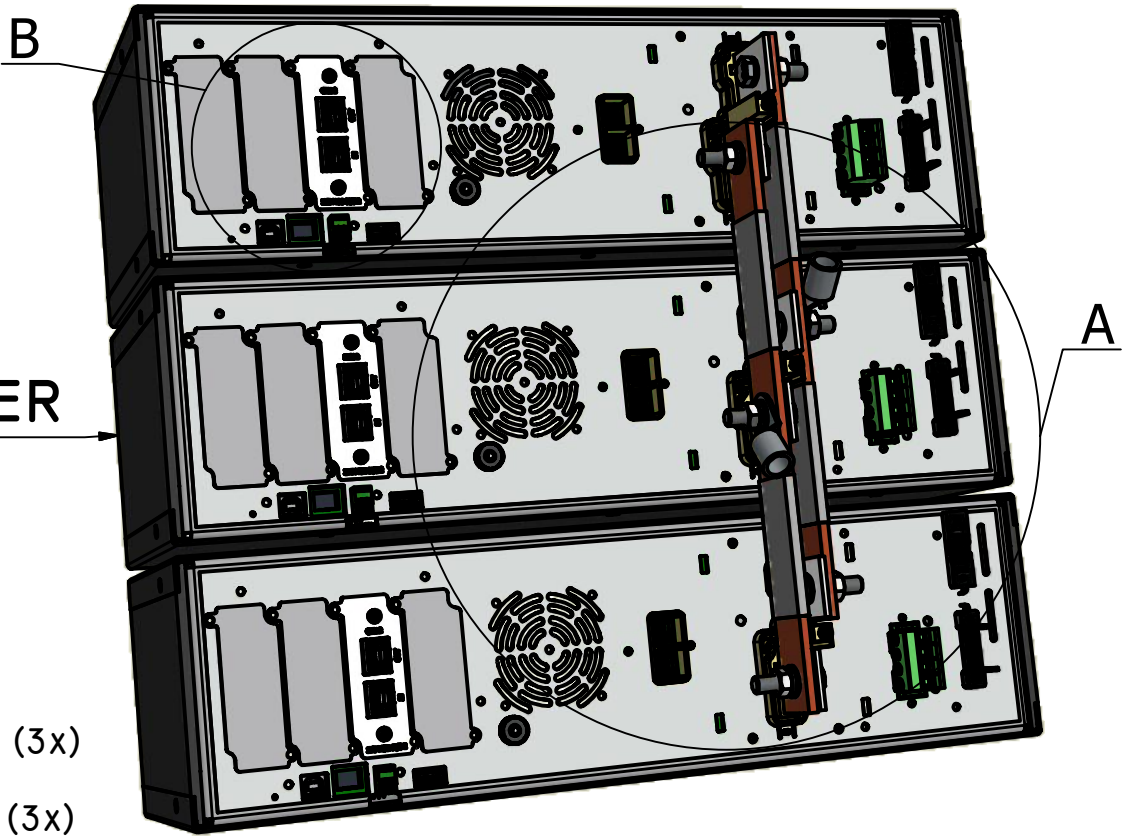
\* ORDER SEPARATELY





INT MOD M/S 2  
POSITION :  
SLOT 3 OR 4

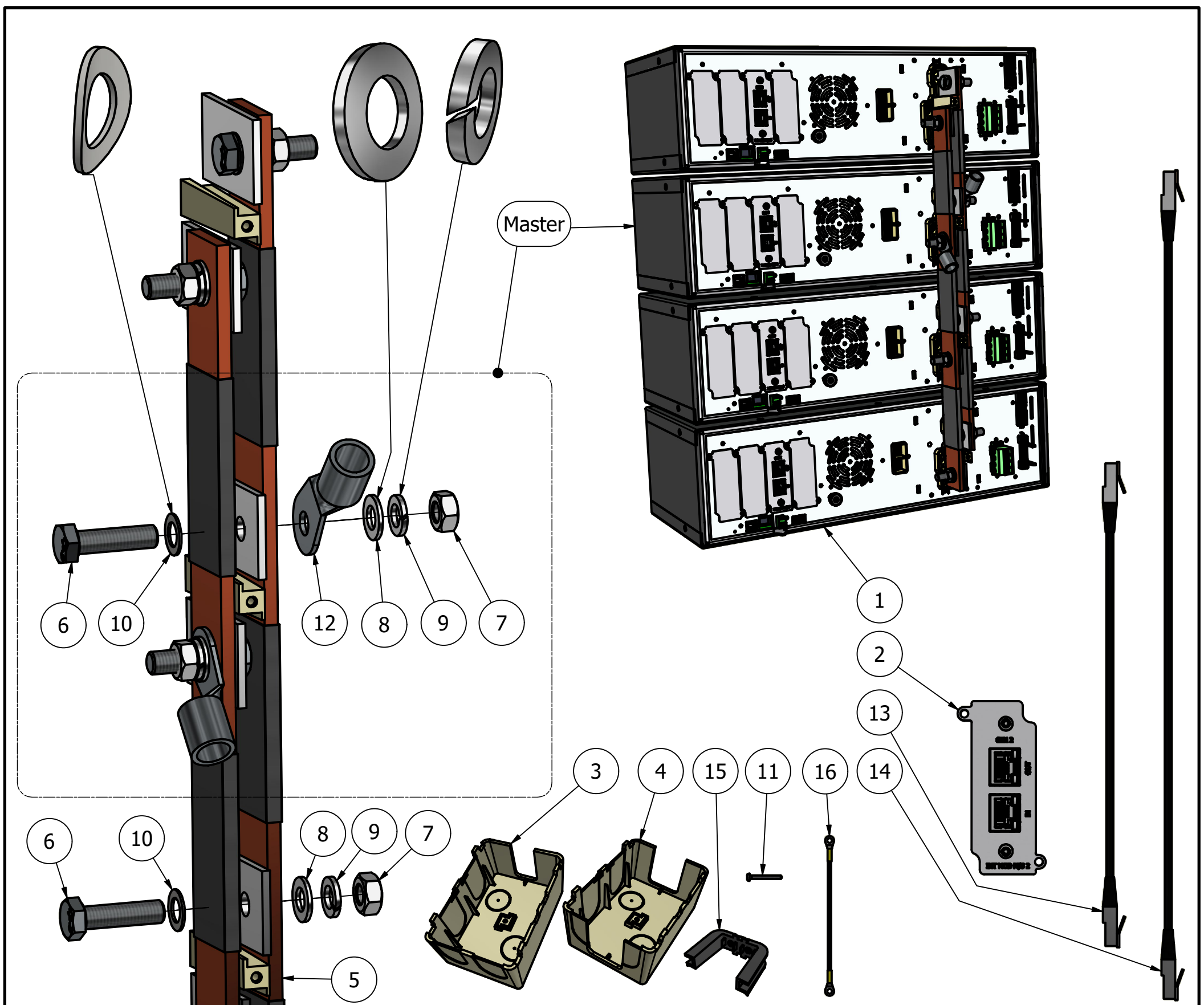
MASTER



SM500-CP-90 (3x)  
OR  
SMI500-CP30 (3x)

|           |      |      |                     |                        |
|-----------|------|------|---------------------|------------------------|
|           |      |      | SURFACE TREATMENT:  | MAT:                   |
|           |      |      |                     | DIM: mm Tol.: ± 0.2    |
|           |      |      | NAME DESIGNER       | Delta Elektronika B.V. |
|           |      |      | S.Janse             | VISSERSDIJK 4          |
|           |      |      | DATE                | 4301 ND ZIERIKZEE      |
|           |      |      | 19-04-2018          | NETHERLANDS            |
| REVISIONS | DATE | NAME | TITLE: MASTER SLAVE |                        |
| REMARK:   |      |      | assembly 3 units    |                        |
|           |      |      | DWG                 | A3                     |
|           |      |      |                     | SHEET 2-2              |



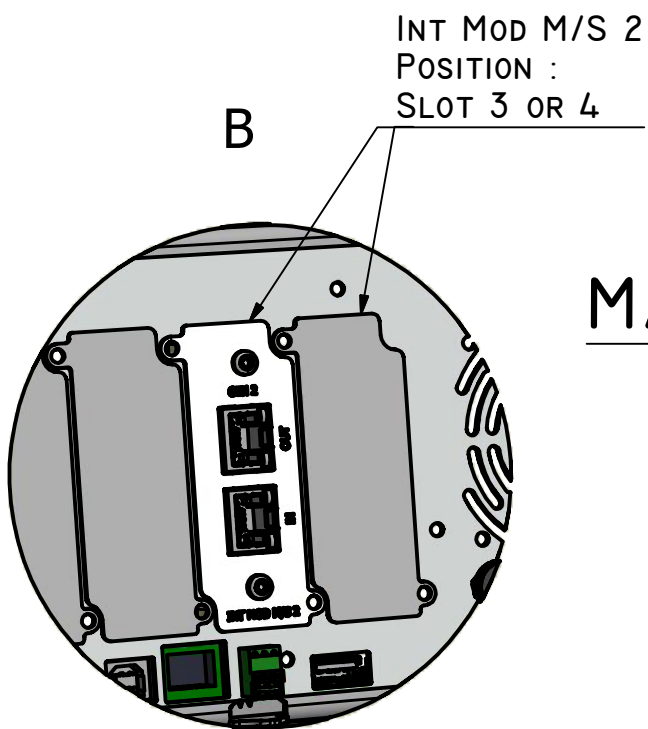
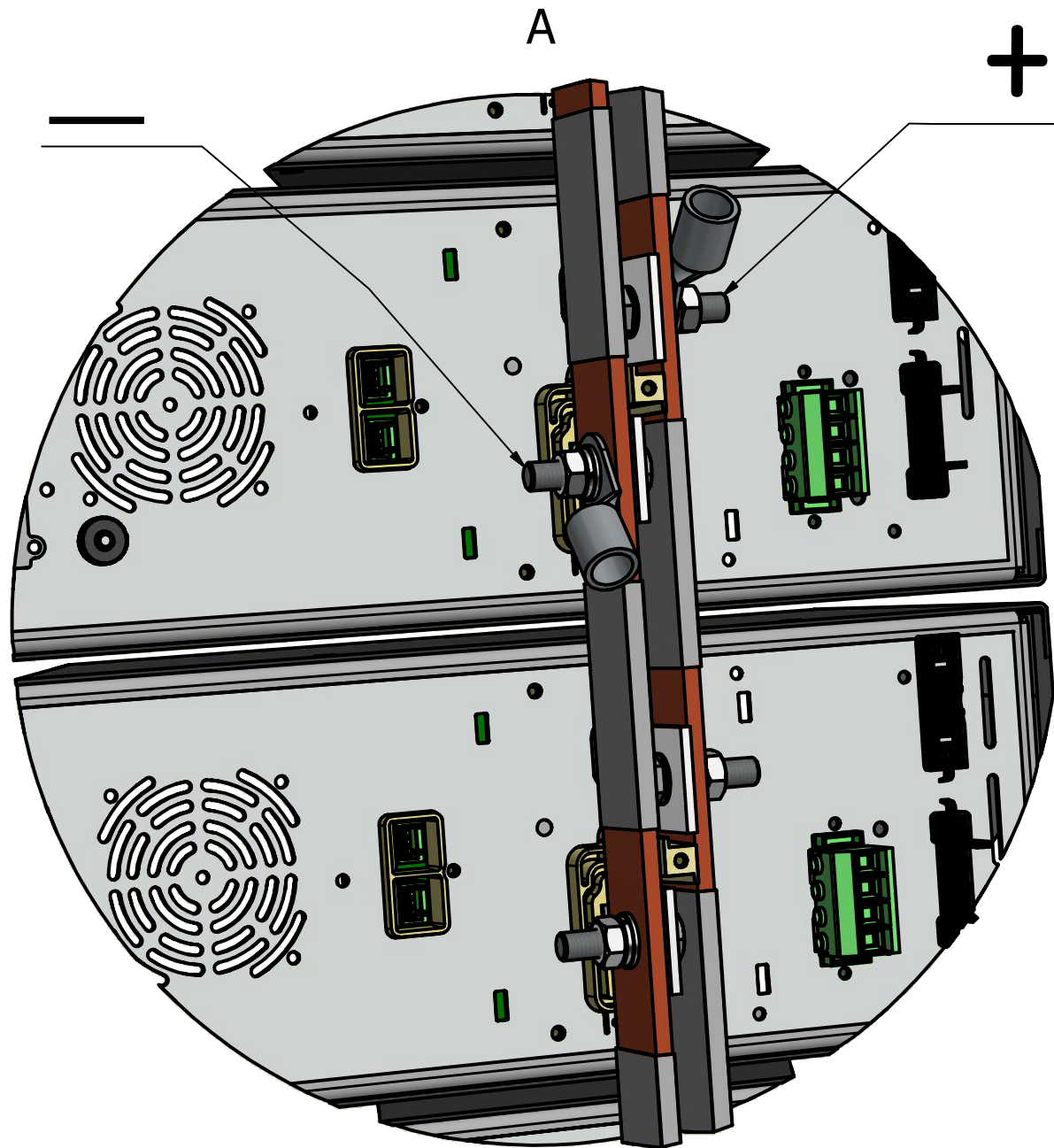


| PARTS LIST     |      |     |                             |                                       |
|----------------|------|-----|-----------------------------|---------------------------------------|
| M/S PAR SET C4 | ITEM | QTY | STOCK NUMBER                | DESCRIPTION                           |
| *              | 1    | 4   | SM500-CP-90<br>SM1500-CP-30 | power unit                            |
| *              | 2    | 4   | int mod ms 2                | interface m/s gen 2                   |
| v              | 3    | 2   | dwg2532                     | cover output parallel 1               |
| v              | 4    | 2   | dwg2533                     | cover output parallel 2               |
| v              | 5    | 2   | dwg2534                     | m/s strip 3 4 units                   |
|                | 6    | 8   | M8x30SG DIN933              | screw M8X30 SG DIN933 10.9/Geomet-500 |
|                | 7    | 8   | M8 A2 DIN934                | nut M8 A2                             |
|                | 8    | 8   | M8 A2 DIN125A               | washer M8 A2                          |
|                | 9    | 8   | M8 A2 DIN127B               | lock washer A2                        |
| v              | 10   | 8   | M8 SZ DIN137B               | crinkle washer                        |
|                | 11   | 4   | PT3.5x30 A2 T10             | D-PT 3.5x30 ro he A2 T10 selftap      |
|                | 12   | 2   | Not supplied                | Load cable cable lug M8               |
| v              | 13   | 3   | CBL P SFTP 0.5 BK           | patchcable BK 0.5m RJ45               |
| v              | 14   | 1   | CBL P SFTP 1 BK             | patchcable BK 1m RJ45                 |
| v              | 15   | 3   | DWG2560                     | cover output strips m/s               |
| v              | 16   | 3   | DWG2603                     | earth cable m/s                       |

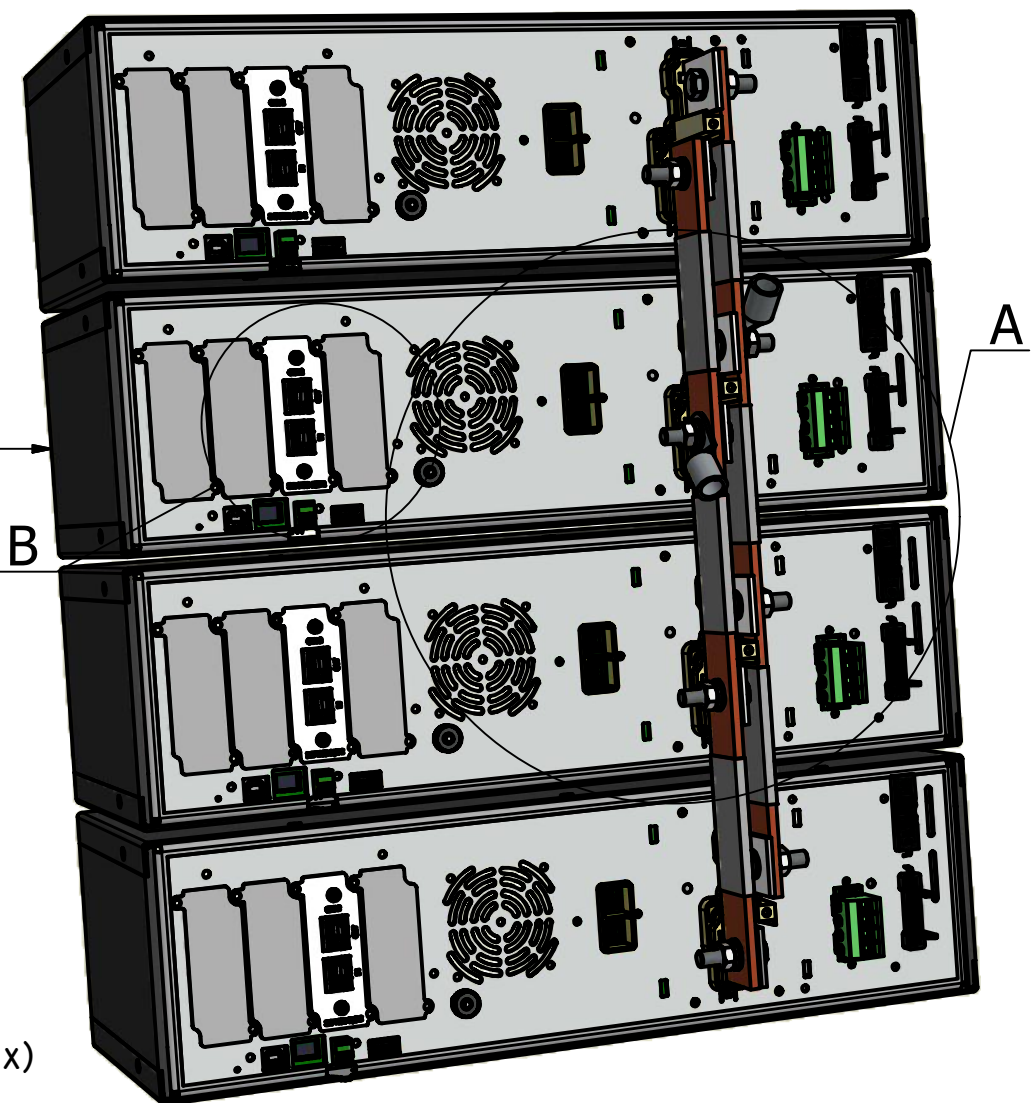
\* ORDER SEPARATELY

|                                      |      |      |                    |                        |
|--------------------------------------|------|------|--------------------|------------------------|
| REVISIONS                            | DATE | NAME | SURFACE TREATMENT: | MAT:                   |
| REMARK:                              |      |      |                    | DIM: mm Tol.: ± 0.2    |
|                                      |      |      | NAME DESIGNER      | Delta Elektronika B.V. |
|                                      |      |      | S.Janse            | VISSERSDIJK 4          |
|                                      |      |      | DATE               | 4301 ND ZIERIKZEE      |
|                                      |      |      | 04-02-2022         | NETHERLANDS            |
| TITLE: MASTER SLAVE assembly 4 units |      |      | DWG                |                        |
|                                      |      |      | A3                 |                        |
|                                      |      |      | SHEET 1-2          |                        |





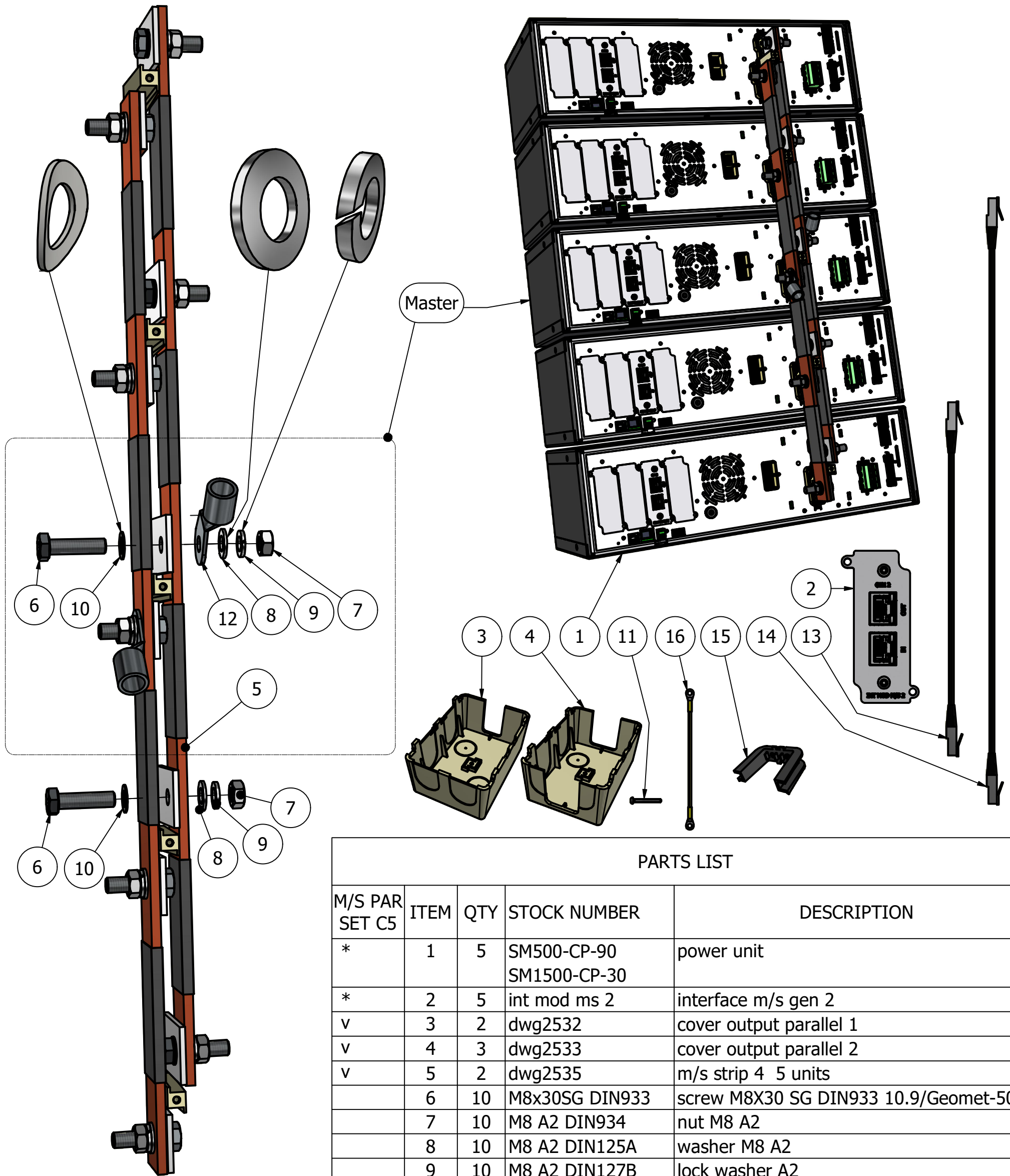
MASTER



SM500-CP-90 (4x)  
OR  
SMI500-CP30 (4x)

|           |      |      |                     |                        |
|-----------|------|------|---------------------|------------------------|
|           |      |      | SURFACE TREATMENT:  | MAT:                   |
|           |      |      |                     | DIM: mm Tol.: ± 0.2    |
|           |      |      | NAME DESIGNER       | Delta Elektronika B.V. |
|           |      |      | S.Janse             | VISSERSDIJK 4          |
|           |      |      | DATE                | 4301 ND ZIERIKZEE      |
|           |      |      | 19-04-2018          | NETHERLANDS            |
| REVISIONS | DATE | NAME | TITLE: MASTER SLAVE |                        |
| REMARK:   |      |      | assembly 4 units    |                        |
|           |      |      | DWG                 | A3                     |
|           |      |      |                     | SHEET 2-2              |





PARTS LIST

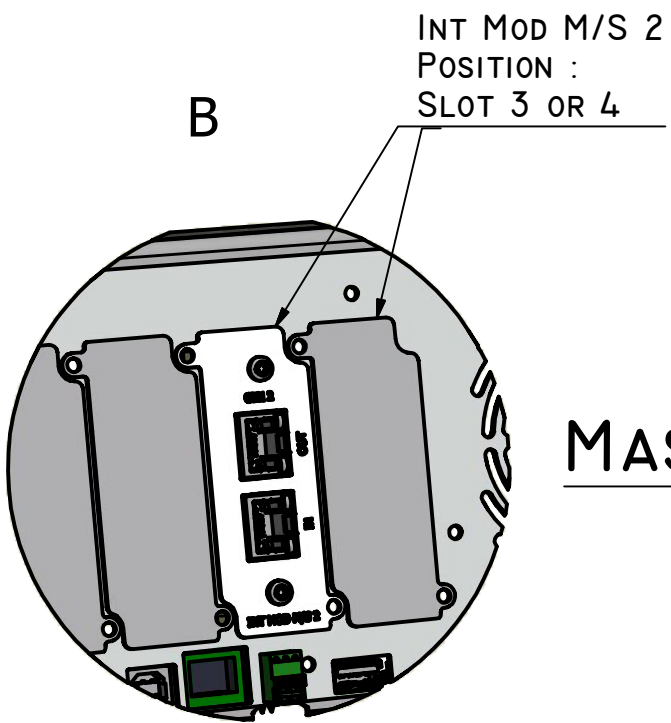
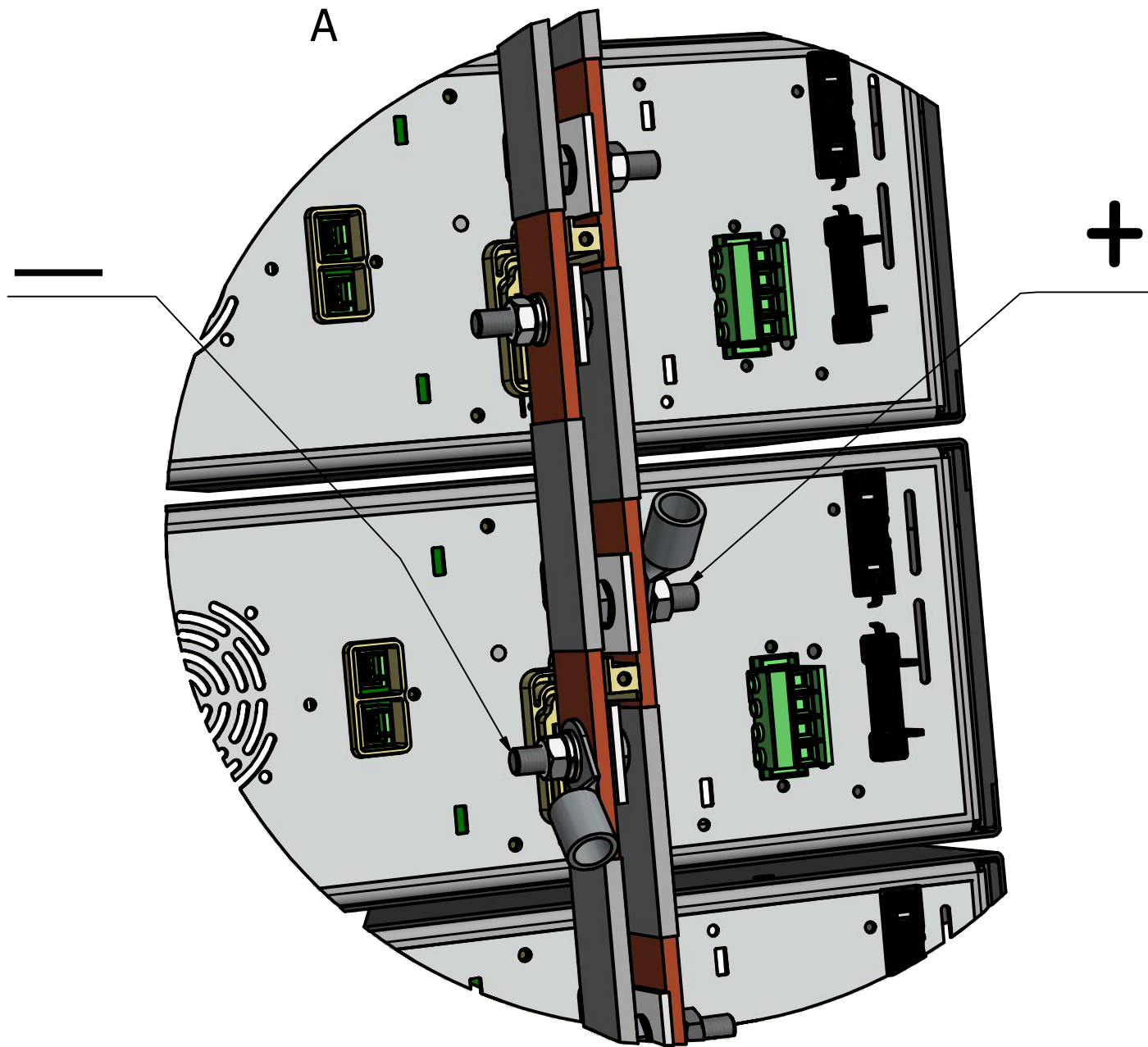
| M/S PAR SET C5 | ITEM | QTY | STOCK NUMBER                | DESCRIPTION                           |
|----------------|------|-----|-----------------------------|---------------------------------------|
| *              | 1    | 5   | SM500-CP-90<br>SM1500-CP-30 | power unit                            |
| *              | 2    | 5   | int mod ms 2                | interface m/s gen 2                   |
| v              | 3    | 2   | dwg2532                     | cover output parallel 1               |
| v              | 4    | 3   | dwg2533                     | cover output parallel 2               |
| v              | 5    | 2   | dwg2535                     | m/s strip 4 5 units                   |
|                | 6    | 10  | M8x30SG DIN933              | screw M8X30 SG DIN933 10.9/Geomet-500 |
|                | 7    | 10  | M8 A2 DIN934                | nut M8 A2                             |
|                | 8    | 10  | M8 A2 DIN125A               | washer M8 A2                          |
|                | 9    | 10  | M8 A2 DIN127B               | lock washer A2                        |
| v              | 10   | 10  | M8 SZ DIN137B               | crinkle washer                        |
|                | 11   | 5   | PT3.5x30 A2 T10             | D-PT 3.5x30 ro he A2 T10 selftap      |
|                | 12   | 2   | Not supplied                | Load cable cable lug M8               |
| v              | 13   | 4   | CBL P SFTP 0.5 BK           | patchcable BK 0.5m RJ45               |
| v              | 14   | 1   | CBL P SFTP 1 BK             | patchcable BK 1m RJ45                 |
| v              | 15   | 4   | DWG2560                     | cover output strips m/s               |
| v              | 16   | 4   | DWG2603                     | earth cable m/s                       |

\* ORDER SEPARATELY

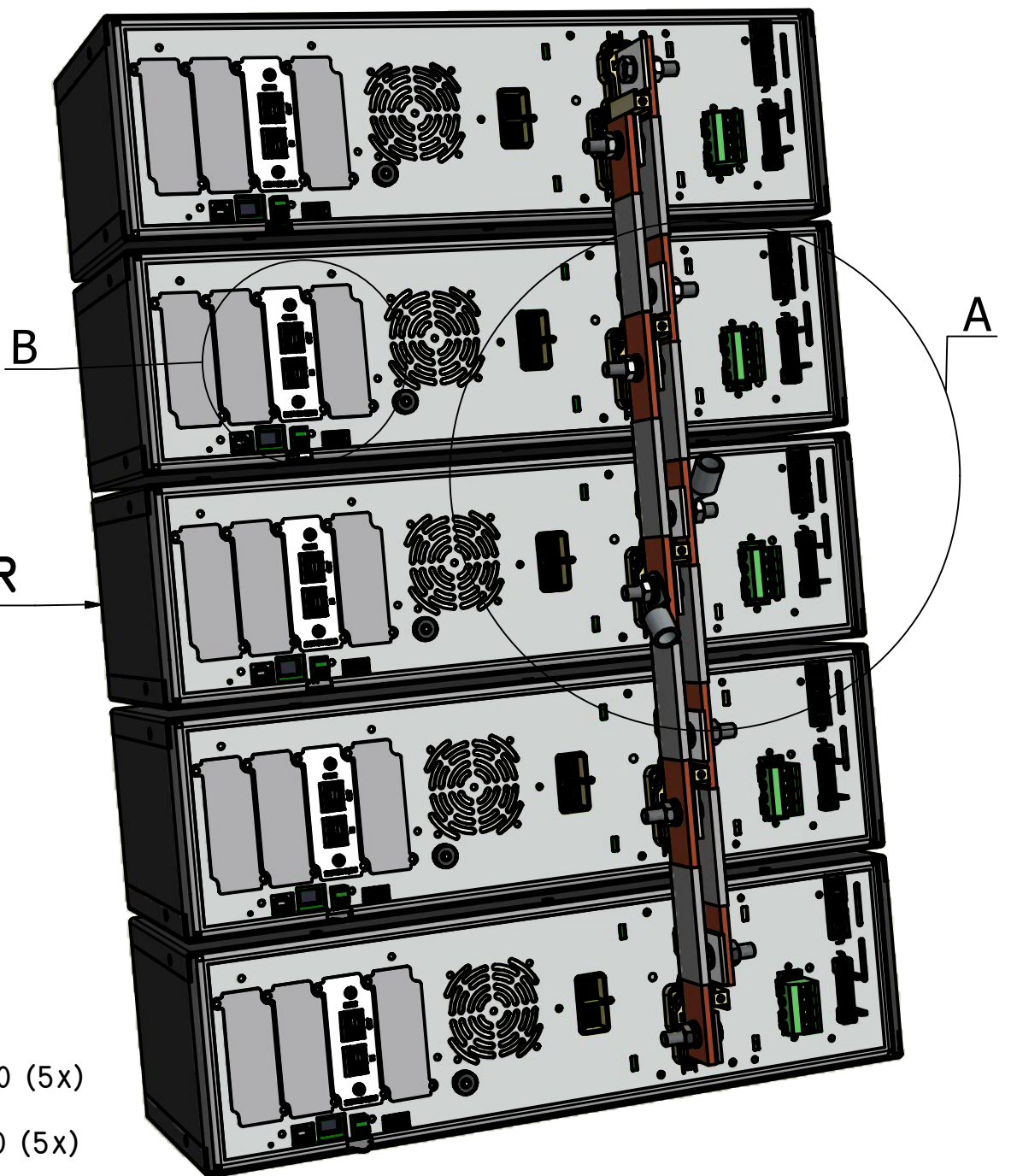
|                                      |      |      |                    |                        |
|--------------------------------------|------|------|--------------------|------------------------|
| REVISIONS                            | DATE | NAME | SURFACE TREATMENT: | MAT:                   |
| REMARK:                              |      |      |                    | DIM: mm Tol.: ± 0.2    |
|                                      |      |      | NAME DESIGNER      | Delta Elektronika B.V. |
|                                      |      |      | S.Janse            | VISSERSDIJK 4          |
|                                      |      |      | DATE               | 4301 ND ZIERIKZEE      |
|                                      |      |      | 04-02-2022         | NETHERLANDS            |
| TITLE: MASTER SLAVE assembly 5 units |      |      | DWG                | A3                     |
|                                      |      |      |                    | SHEET 1-2              |







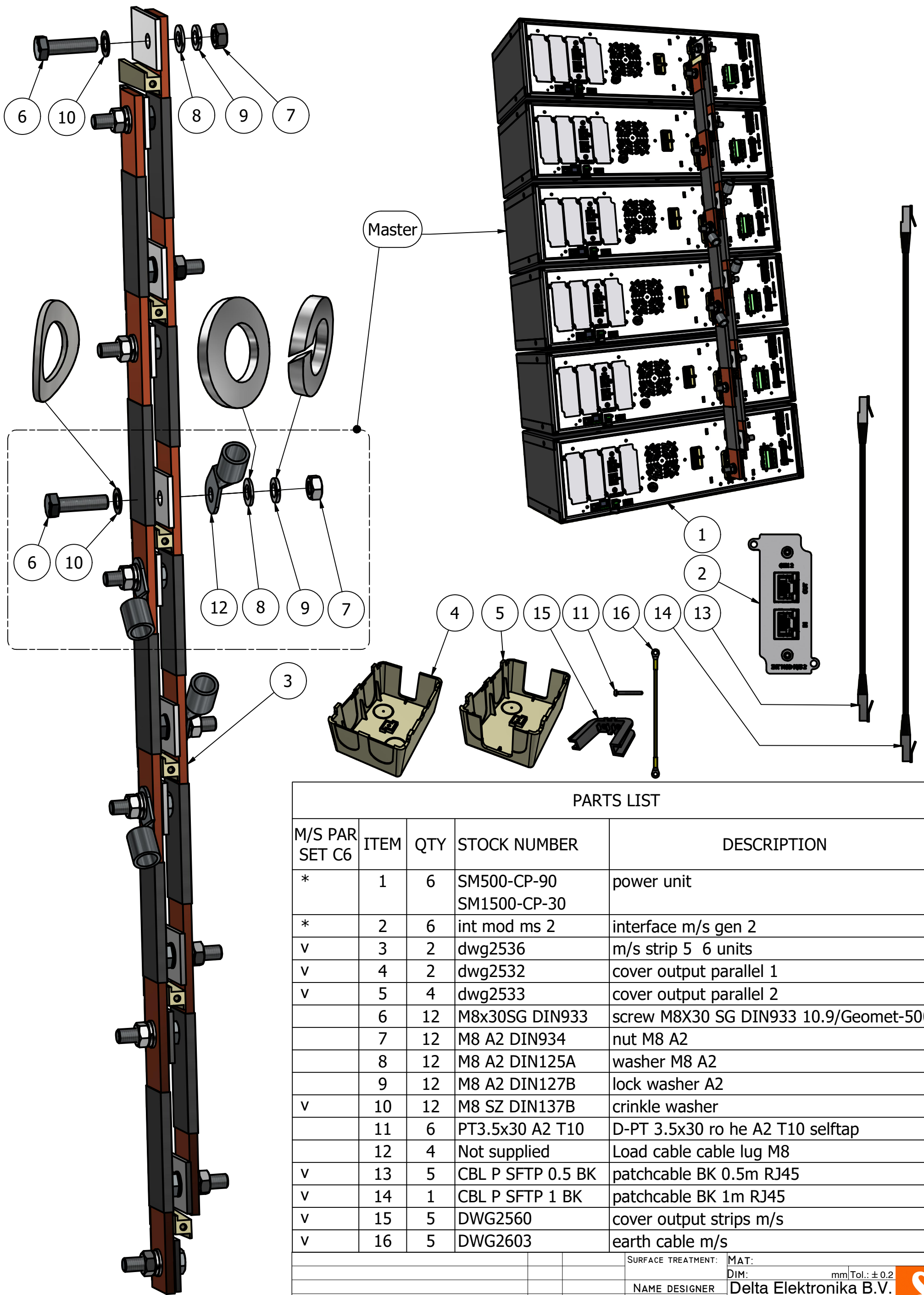
MASTER



SM500-CP-90 (5x)  
OR  
SMI500-CP30 (5x)

|           |      |      |                     |                        |
|-----------|------|------|---------------------|------------------------|
|           |      |      | SURFACE TREATMENT:  | MAT:                   |
|           |      |      |                     | DIM: mm Tol.: ± 0.2    |
|           |      |      | NAME DESIGNER       | Delta Elektronika B.V. |
|           |      |      | S.Janse             | VISSERSDIJK 4          |
|           |      |      | DATE                | 4301 ND ZIERIKZEE      |
|           |      |      | 19-04-2018          | NETHERLANDS            |
| REVISIONS | DATE | NAME | TITLE: MASTER SLAVE |                        |
| REMARK:   |      |      | assembly 5 units    |                        |
|           |      |      | DWG                 | A3                     |
|           |      |      |                     | SHEET 2-2              |





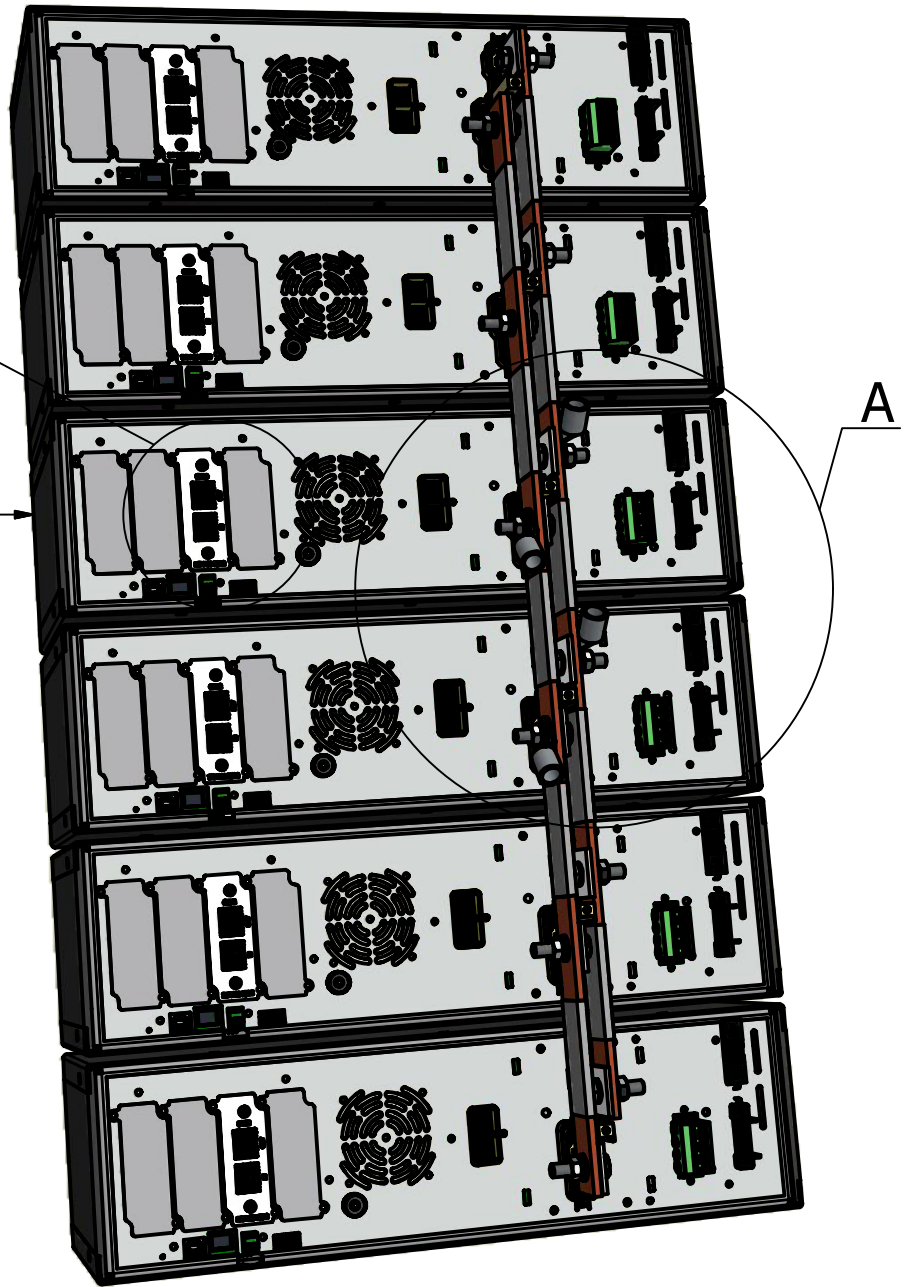
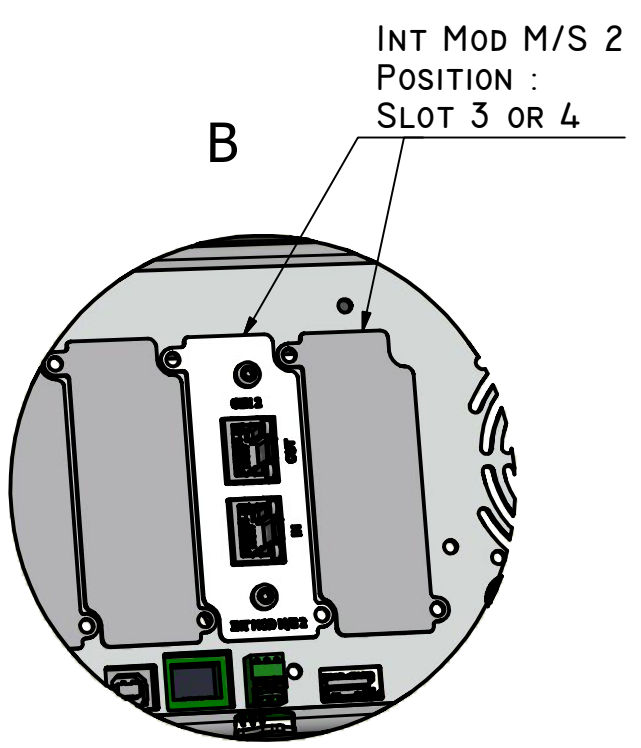
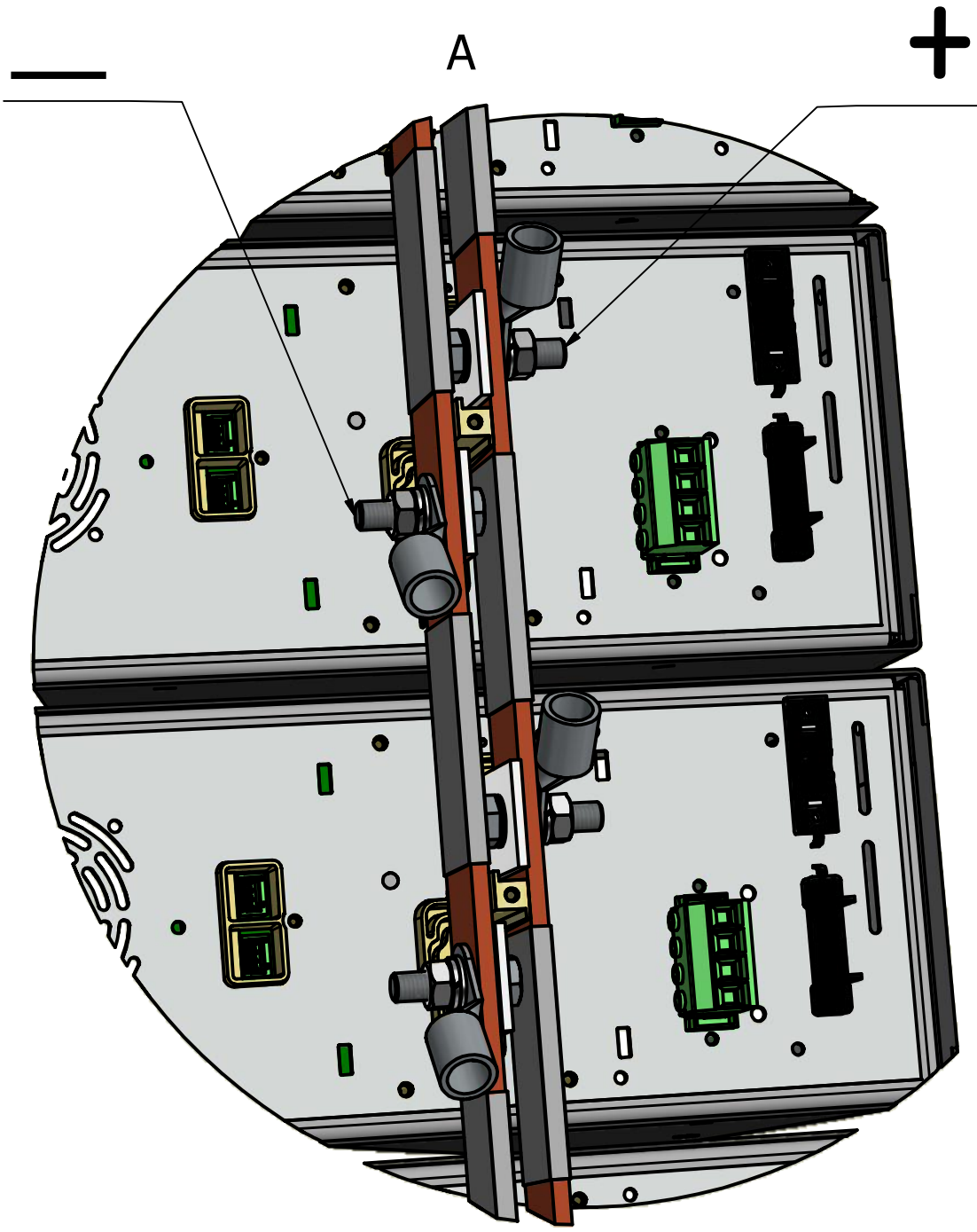
PARTS LIST

| M/S PAR SET C6 | ITEM | QTY | STOCK NUMBER                | DESCRIPTION                           |
|----------------|------|-----|-----------------------------|---------------------------------------|
| *              | 1    | 6   | SM500-CP-90<br>SM1500-CP-30 | power unit                            |
| *              | 2    | 6   | int mod ms 2                | interface m/s gen 2                   |
| v              | 3    | 2   | dwg2536                     | m/s strip 5 6 units                   |
| v              | 4    | 2   | dwg2532                     | cover output parallel 1               |
| v              | 5    | 4   | dwg2533                     | cover output parallel 2               |
|                | 6    | 12  | M8x30SG DIN933              | screw M8X30 SG DIN933 10.9/Geomet-500 |
|                | 7    | 12  | M8 A2 DIN934                | nut M8 A2                             |
|                | 8    | 12  | M8 A2 DIN125A               | washer M8 A2                          |
|                | 9    | 12  | M8 A2 DIN127B               | lock washer A2                        |
| v              | 10   | 12  | M8 SZ DIN137B               | crinkle washer                        |
|                | 11   | 6   | PT3.5x30 A2 T10             | D-PT 3.5x30 ro he A2 T10 selftap      |
|                | 12   | 4   | Not supplied                | Load cable cable lug M8               |
| v              | 13   | 5   | CBL P SFTP 0.5 BK           | patchcable BK 0.5m RJ45               |
| v              | 14   | 1   | CBL P SFTP 1 BK             | patchcable BK 1m RJ45                 |
| v              | 15   | 5   | DWG2560                     | cover output strips m/s               |
| v              | 16   | 5   | DWG2603                     | earth cable m/s                       |

\* ORDER SEPARATELY

|                                      |      |      |                    |                        |
|--------------------------------------|------|------|--------------------|------------------------|
| REVISIONS                            | DATE | NAME | SURFACE TREATMENT: | MAT:                   |
| REMARK:                              |      |      |                    | DIM: mm Tol.: ± 0.2    |
|                                      |      |      | NAME DESIGNER      | Delta Elektronika B.V. |
|                                      |      |      | S.Janse            | VISSERSDIJK 4          |
|                                      |      |      | DATE               | 4301 ND ZIERIKZEE      |
|                                      |      |      | 04-02-2022         | NETHERLANDS            |
| TITLE: MASTER SLAVE assembly 6 units |      |      | DWG                | A3                     |
|                                      |      |      |                    | SHEET I-2              |

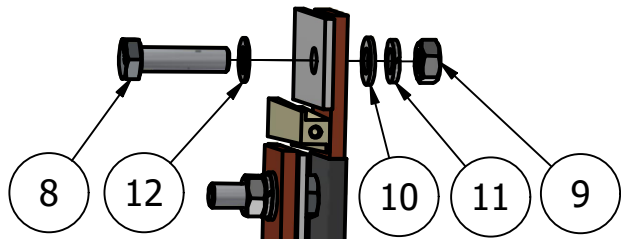




SM500-CP-90 (6x)  
OR  
SMI500-CP30 (6x)

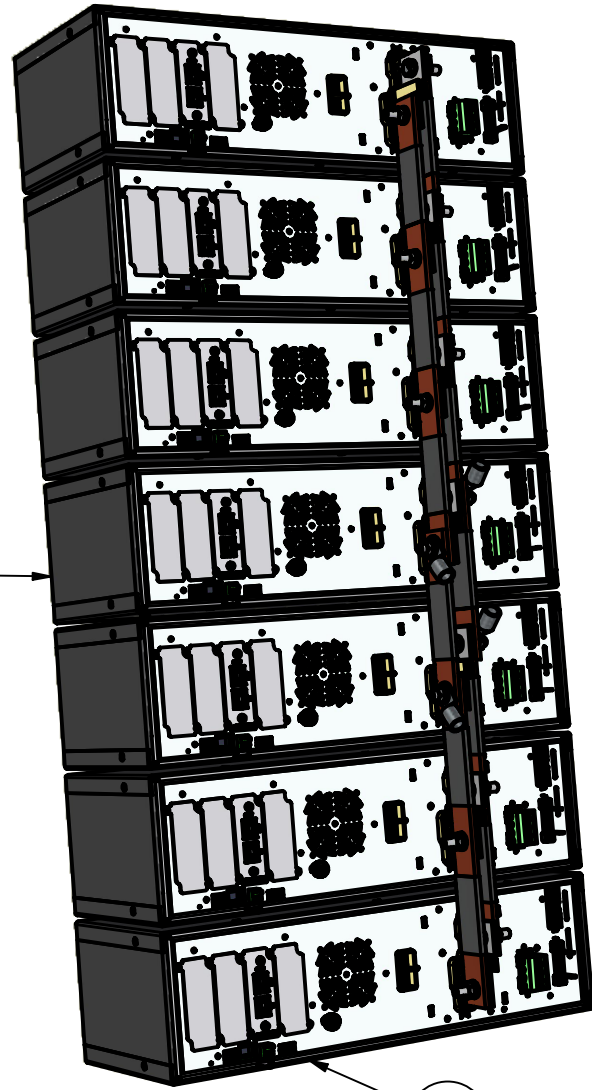
|           |      |      |                     |                        |
|-----------|------|------|---------------------|------------------------|
|           |      |      | SURFACE TREATMENT:  | MAT:                   |
|           |      |      |                     | DIM: mm Tol.: ± 0.2    |
|           |      |      | NAME DESIGNER       | Delta Elektronika B.V. |
|           |      |      | S.Janse             | VISSERSDIJK 4          |
|           |      |      | DATE                | 4301 ND ZIERIKZEE      |
|           |      |      | 19-04-2018          | NETHERLANDS            |
| REVISIONS | DATE | NAME | TITLE: MASTER SLAVE |                        |
| REMARK:   |      |      | assembly 6 units    |                        |
|           |      |      | DWG                 | A3                     |
|           |      |      |                     | SHEET 2-2              |



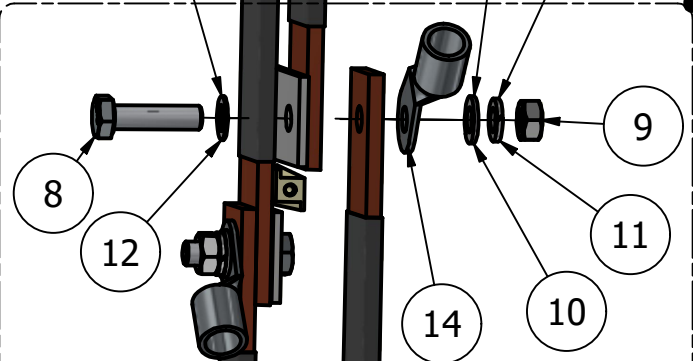

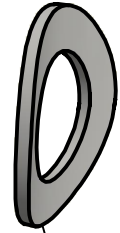


7

Master



1



5

6

13

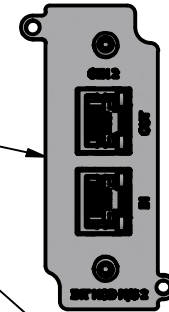
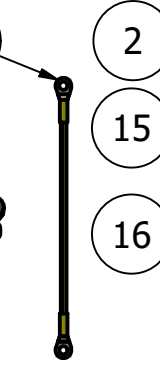
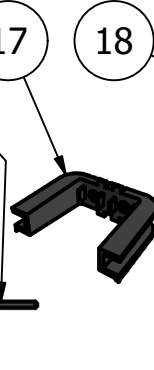
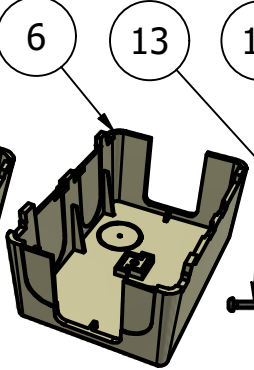
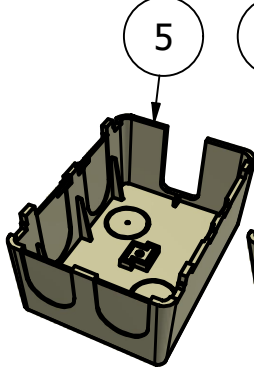
17

18

2

15

16



PARTS LIST

| M/S PAR SET C7 | ITEM | QTY | STOCK NUMBER                | DESCRIPTION                           |
|----------------|------|-----|-----------------------------|---------------------------------------|
| *              | 1    | 7   | SM500-CP-90<br>SM1500-CP-30 | power unit                            |
| *              | 2    | 7   | int mod ms 2                | interface m/s gen 2                   |
| v              | 3    | 2   | dwg2530                     | m/s strip 1 2 units                   |
| v              | 4    | 2   | dwg2531                     | m/s strip 2 3 units                   |
| v              | 5    | 2   | dwg2532                     | cover output parallel 1               |
| v              | 6    | 5   | dwg2533                     | cover output parallel 2               |
| v              | 7    | 2   | dwg2534                     | m/s strip 3 4 units                   |
|                | 8    | 14  | M8x30SG DIN933              | screw M8X30 SG DIN933 10.9/Geomet-500 |
|                | 9    | 14  | M8 A2 DIN934                | nut M8 A2                             |
|                | 10   | 14  | M8 A2 DIN125A               | washer M8 A2                          |
|                | 11   | 14  | M8 A2 DIN127B               | lock washer A2                        |
| v              | 12   | 14  | M8 SZ DIN137B               | crinkle washer                        |
|                | 13   | 7   | PT3.5x30 A2 T10             | D-PT 3.5x30 ro he A2 T10 selftap      |
|                | 14   | 4   | Not supplied                | Load cable cable lug M8               |
| v              | 15   | 6   | CBL P SFTP 0.5 BK           | patchcable BK 0.5m RJ45               |
| v              | 16   | 1   | CBL P SFTP 1 BK             | patchcable BK 1m RJ45                 |
| v              | 17   | 6   | DWG2560                     | cover output strips m/s               |
| v              | 18   | 6   | DWG2603                     | earth cable m/s                       |

\* ORDER SEPARATELY

REVISIONS  
REMARK:

DATE NAME

SURFACE TREATMENT:  
NAME DESIGNER  
DATE

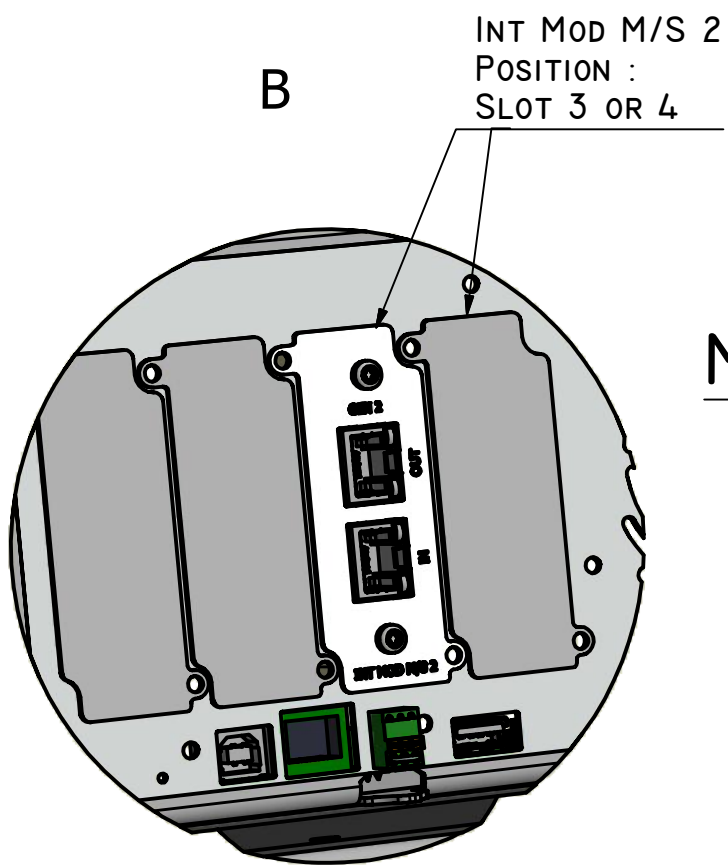
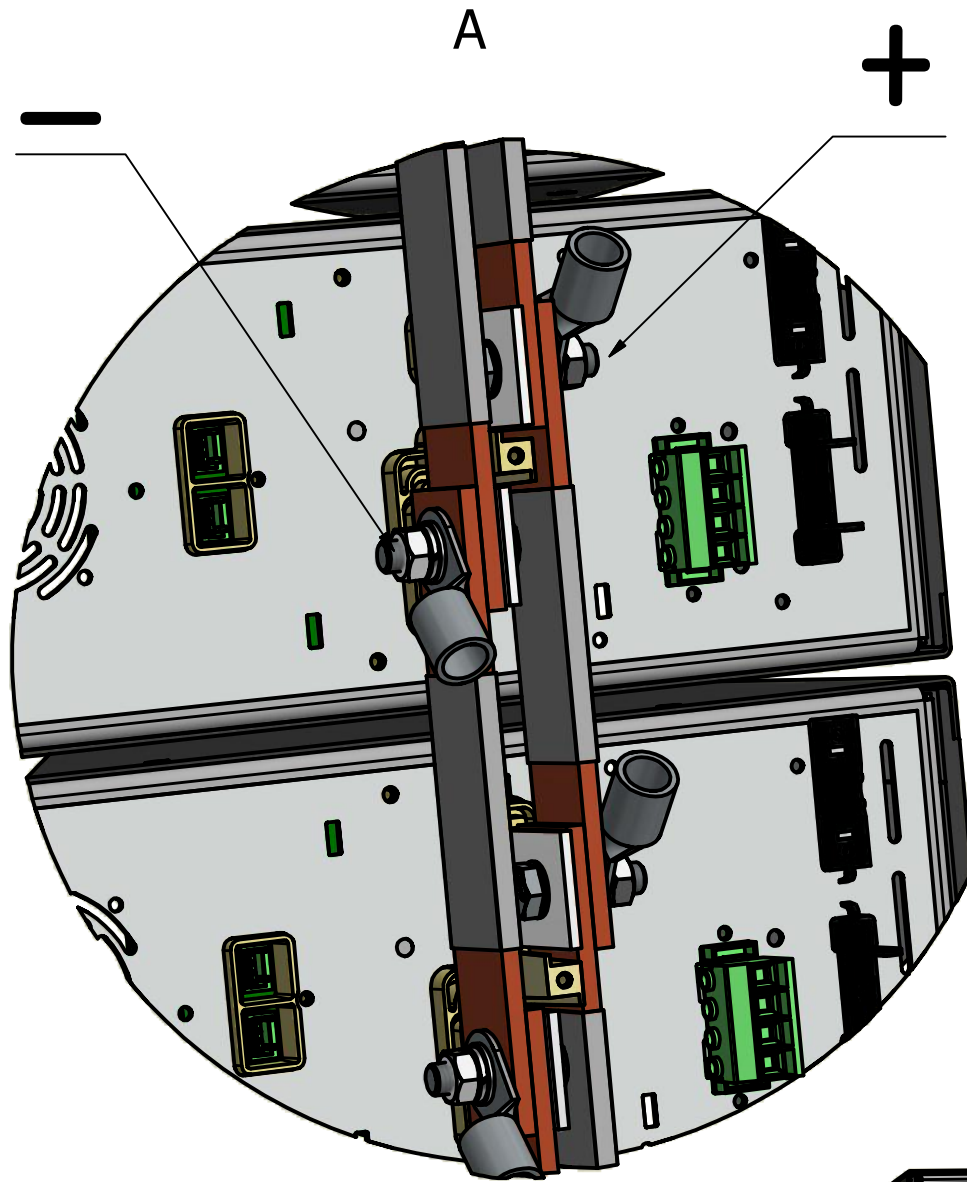
MAT:  
DIM: mm Tol.: ± 0.2  
Delta Elektronika B.V.  
VISSERSDIJK 4  
4301 ND ZIERIKZEE  
NETHERLANDS

TITLE: MASTER SLAVE  
assembly 7 units

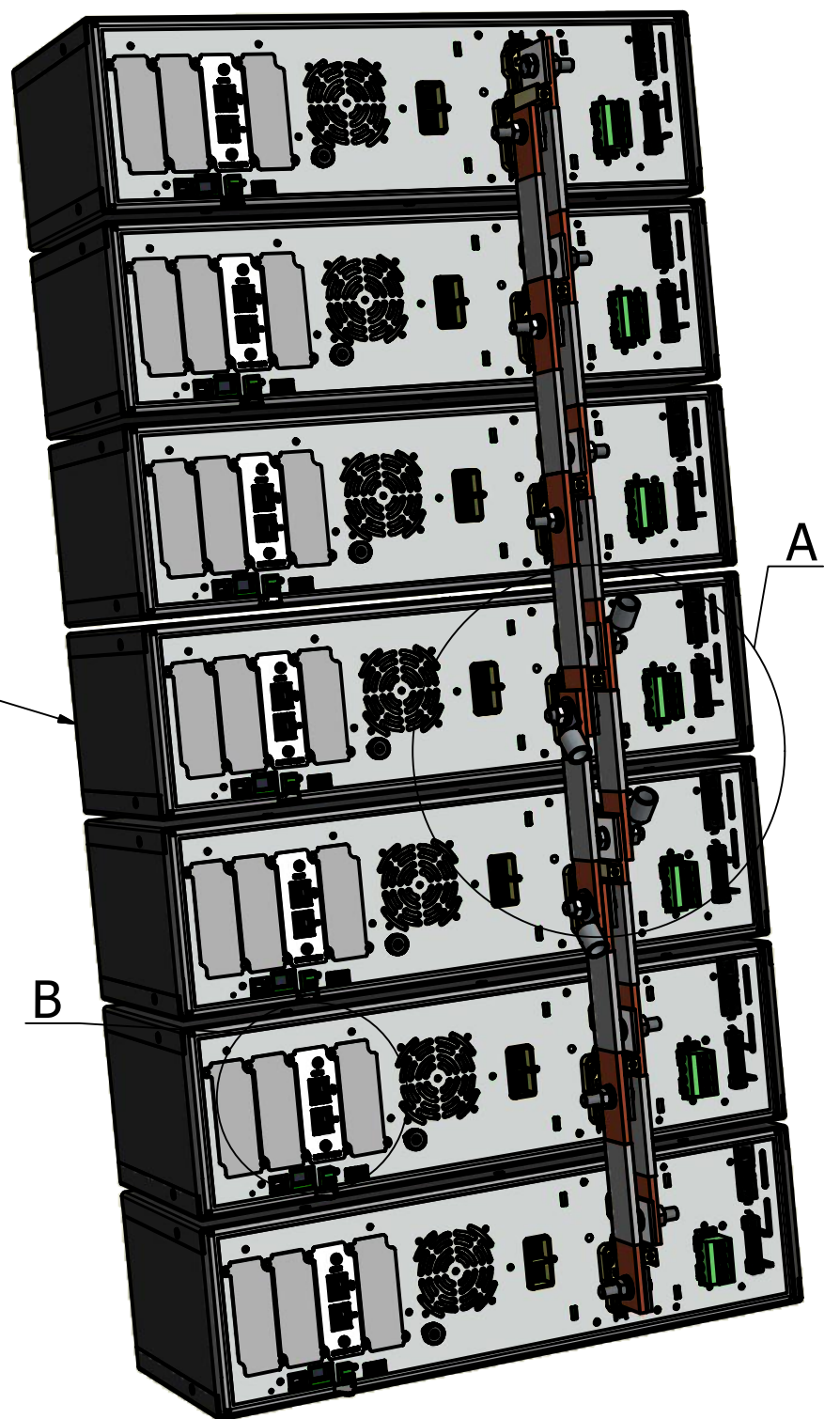
DWG

A3  
SHEET 1-2





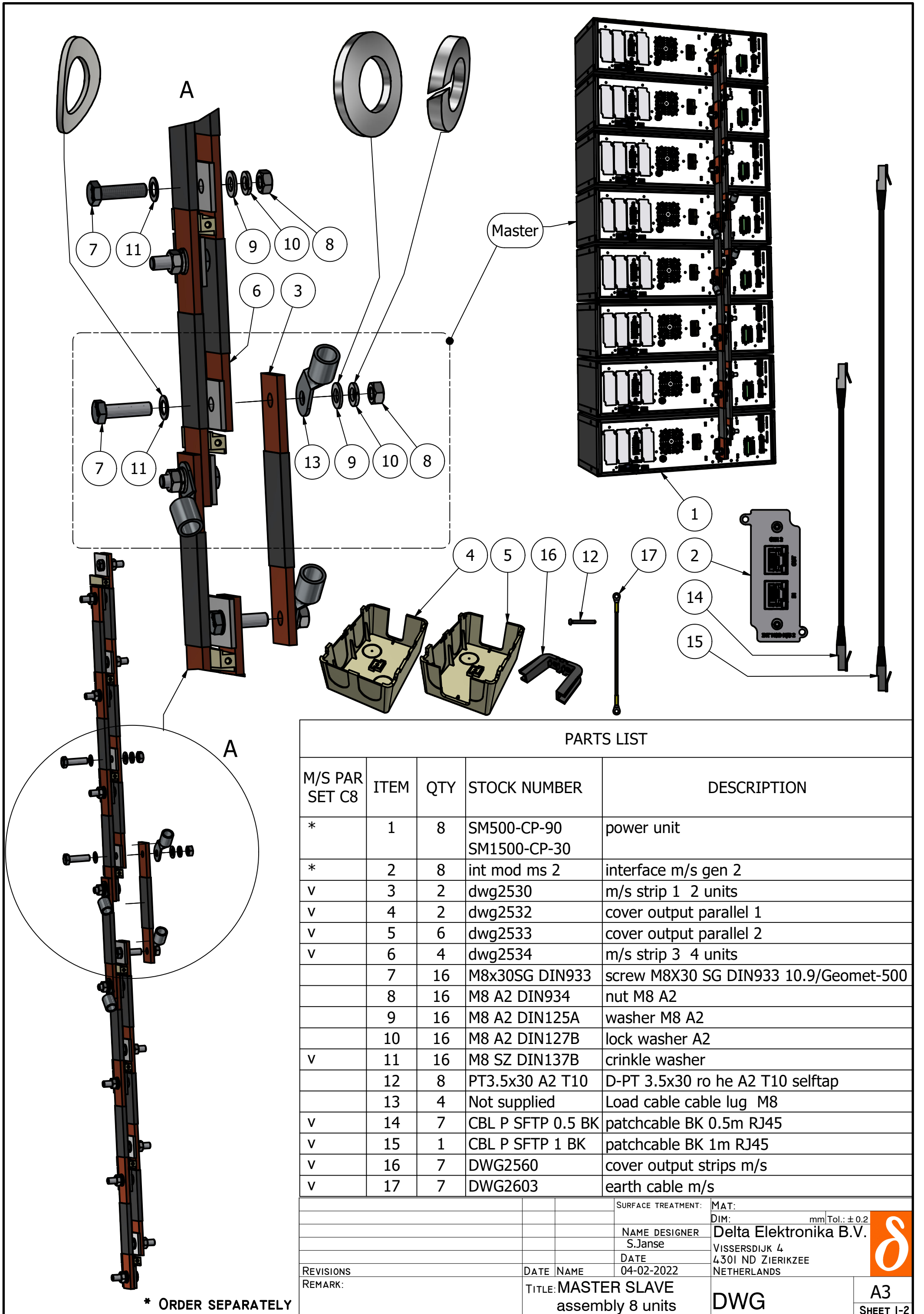
MASTER



SM500-CP-90 (7x)  
OR  
SMI500-CP30 (7x)

|           |      |      |                     |                        |
|-----------|------|------|---------------------|------------------------|
|           |      |      | SURFACE TREATMENT:  | MAT:                   |
|           |      |      |                     | DIM: mm Tol.: ± 0.2    |
|           |      |      | NAME DESIGNER       | Delta Elektronika B.V. |
|           |      |      | S.Janse             | VISSERSDIJK 4          |
|           |      |      | DATE                | 4301 ND ZIERIKZEE      |
|           |      |      | 19-04-2018          | NETHERLANDS            |
| REVISIONS | DATE | NAME | TITLE: MASTER SLAVE |                        |
| REMARK:   |      |      | assembly 7 units    |                        |
|           |      |      | DWG                 | A3                     |
|           |      |      |                     | SHEET 2-2              |





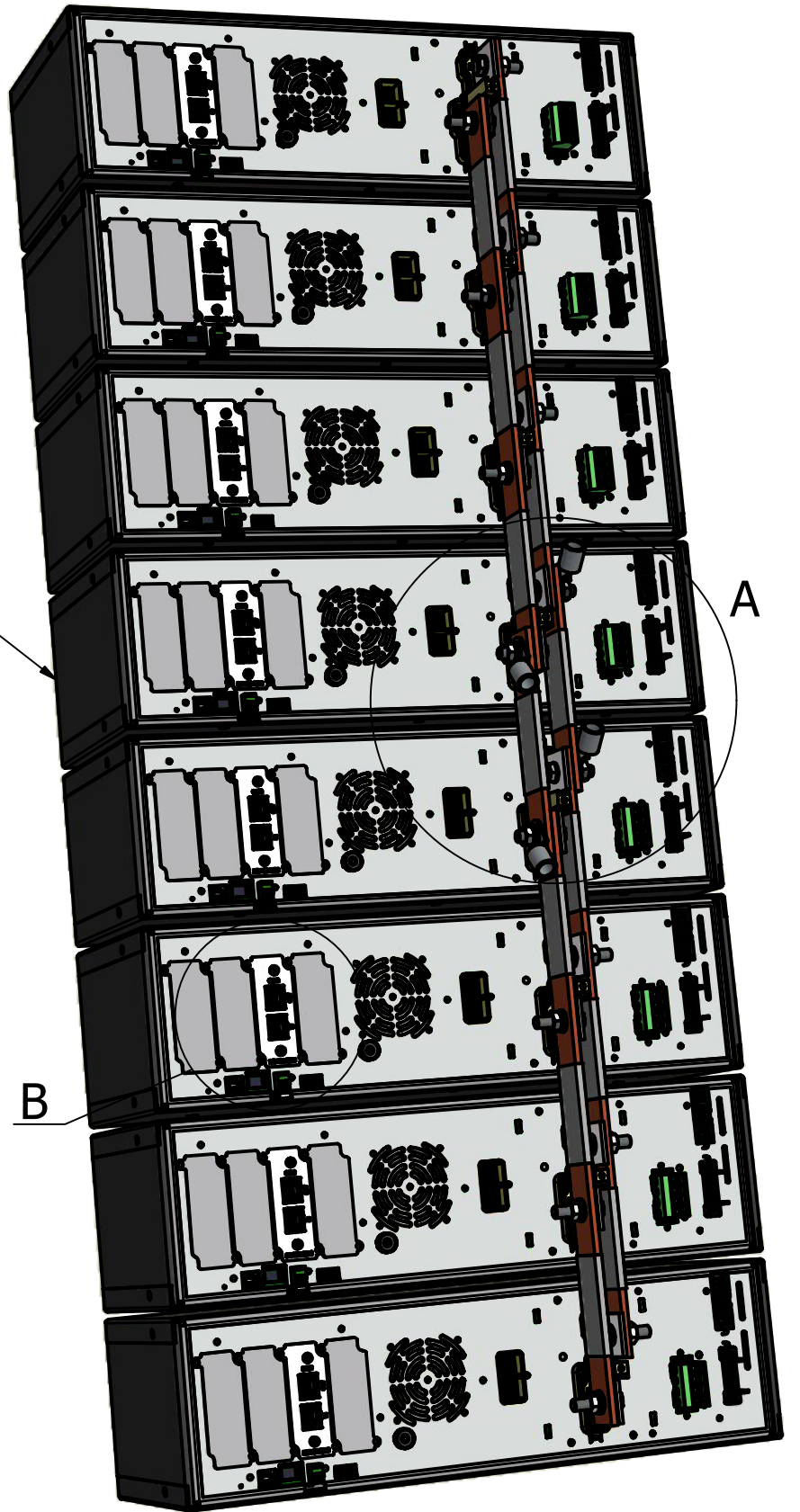
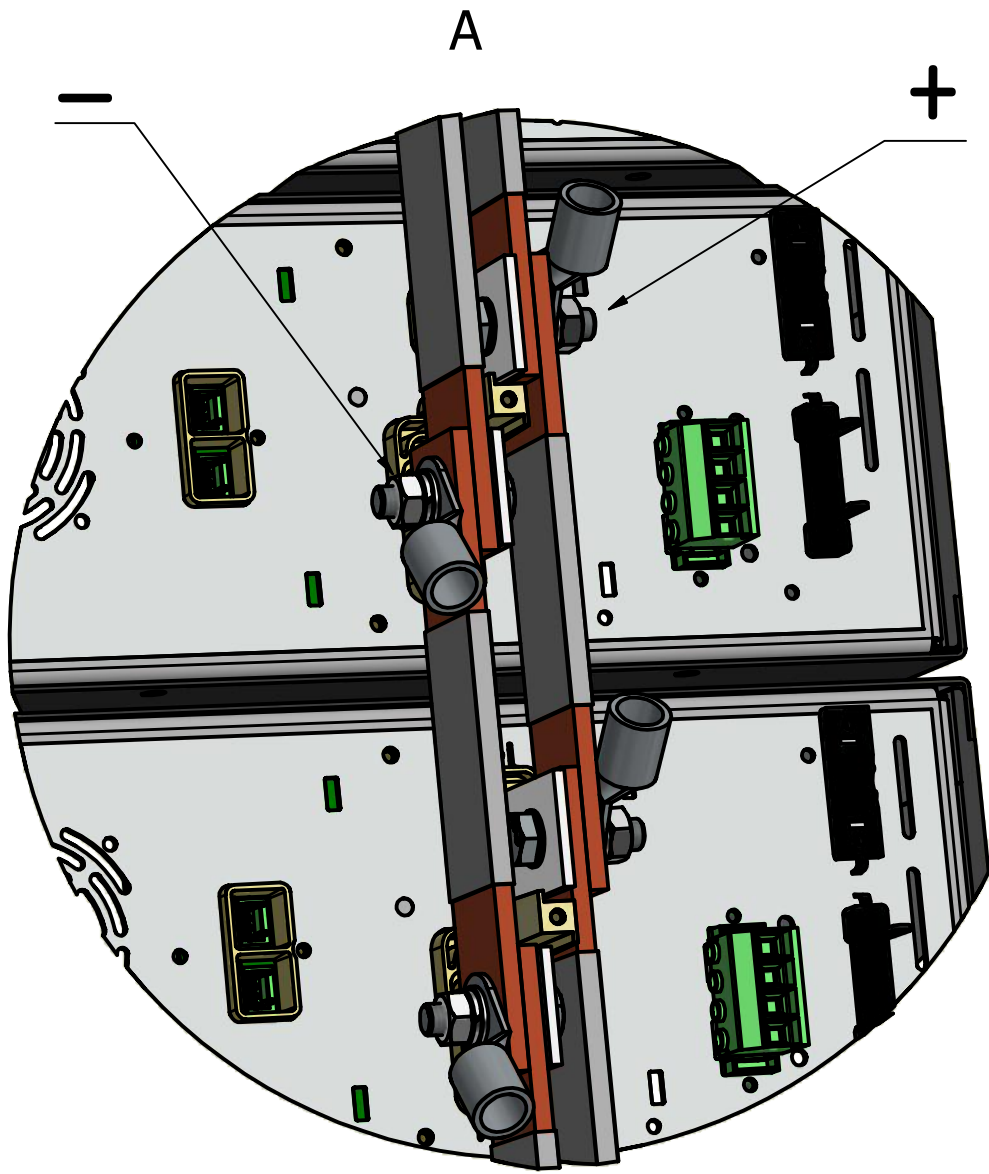
PARTS LIST

| M/S PAR SET C8 | ITEM | QTY | STOCK NUMBER                | DESCRIPTION                           |
|----------------|------|-----|-----------------------------|---------------------------------------|
| *              | 1    | 8   | SM500-CP-90<br>SM1500-CP-30 | power unit                            |
| *              | 2    | 8   | int mod ms 2                | interface m/s gen 2                   |
| v              | 3    | 2   | dwg2530                     | m/s strip 1 2 units                   |
| v              | 4    | 2   | dwg2532                     | cover output parallel 1               |
| v              | 5    | 6   | dwg2533                     | cover output parallel 2               |
| v              | 6    | 4   | dwg2534                     | m/s strip 3 4 units                   |
|                | 7    | 16  | M8x30SG DIN933              | screw M8X30 SG DIN933 10.9/Geomet-500 |
|                | 8    | 16  | M8 A2 DIN934                | nut M8 A2                             |
|                | 9    | 16  | M8 A2 DIN125A               | washer M8 A2                          |
|                | 10   | 16  | M8 A2 DIN127B               | lock washer A2                        |
| v              | 11   | 16  | M8 SZ DIN137B               | crinkle washer                        |
|                | 12   | 8   | PT3.5x30 A2 T10             | D-PT 3.5x30 ro he A2 T10 selftap      |
|                | 13   | 4   | Not supplied                | Load cable cable lug M8               |
| v              | 14   | 7   | CBL P SFTP 0.5 BK           | patchcable BK 0.5m RJ45               |
| v              | 15   | 1   | CBL P SFTP 1 BK             | patchcable BK 1m RJ45                 |
| v              | 16   | 7   | DWG2560                     | cover output strips m/s               |
| v              | 17   | 7   | DWG2603                     | earth cable m/s                       |

\* ORDER SEPARATELY

|                                      |      |      |                    |                        |
|--------------------------------------|------|------|--------------------|------------------------|
| REVISIONS                            | DATE | NAME | SURFACE TREATMENT: | MAT:                   |
| REMARK:                              |      |      |                    | DIM: mm Tol.: ± 0.2    |
|                                      |      |      | NAME DESIGNER      | Delta Elektronika B.V. |
|                                      |      |      | S.Janse            | VISSERSDIJK 4          |
|                                      |      |      | DATE               | 4301 ND ZIERIKZEE      |
|                                      |      |      | 04-02-2022         | NETHERLANDS            |
| TITLE: MASTER SLAVE assembly 8 units |      |      | DWG                | A3                     |
|                                      |      |      |                    | SHEET 1-2              |

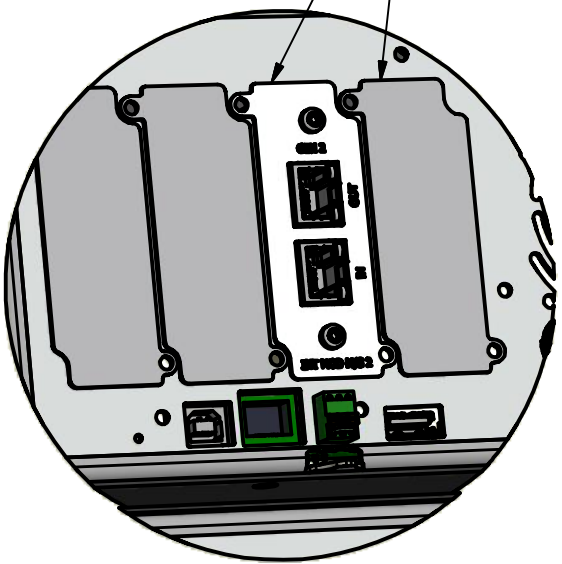




MASTER

B

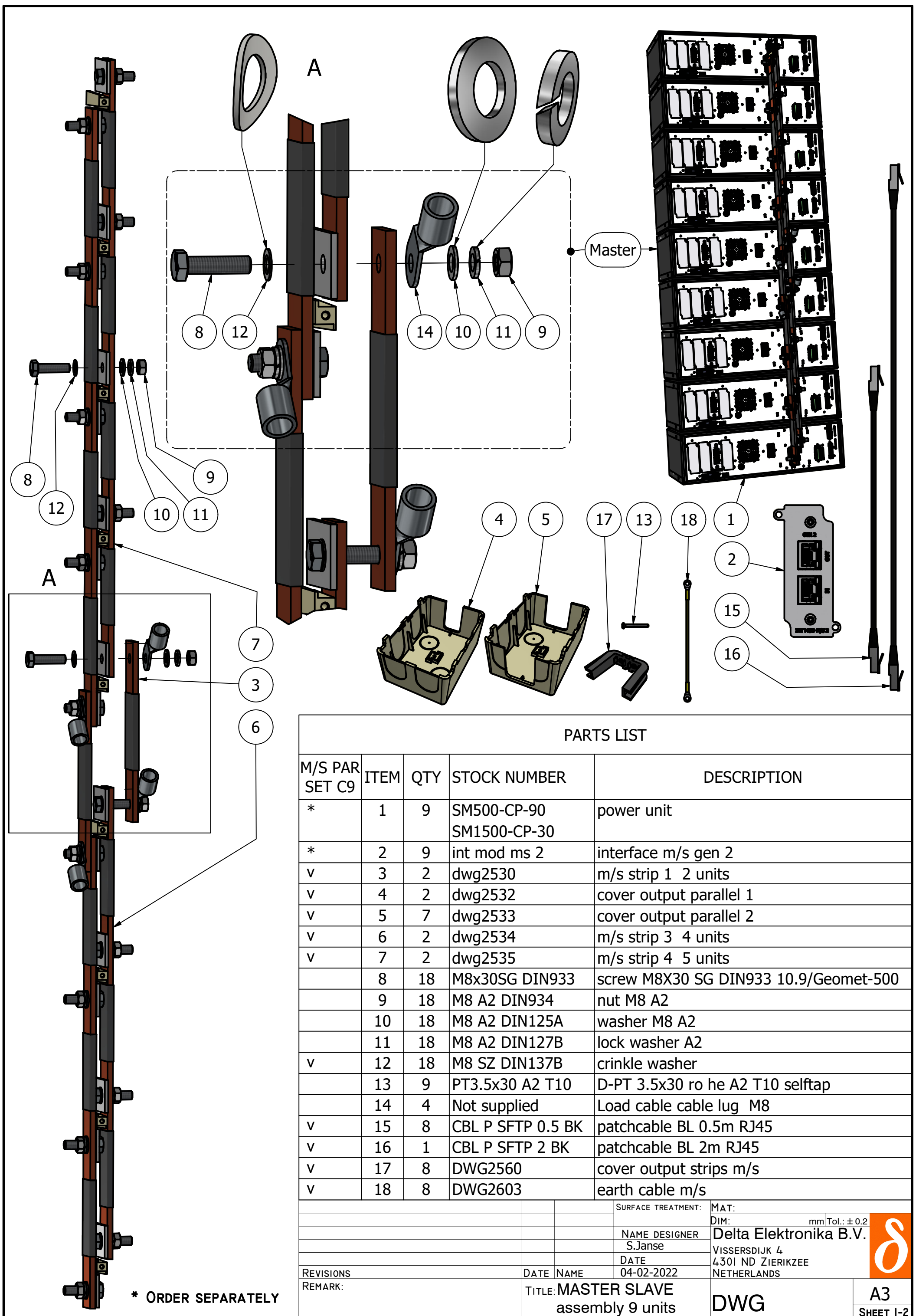
INT MOD M/S 2  
POSITION :  
SLOT 3 OR 4



SM500-CP-90 (8x)  
OR  
SMI500-CP30 (8x)

|           |      |      |                     |                        |
|-----------|------|------|---------------------|------------------------|
|           |      |      | SURFACE TREATMENT:  | MAT:                   |
|           |      |      |                     | DIM: mm Tol.: ± 0.2    |
|           |      |      | NAME DESIGNER       | Delta Elektronika B.V. |
|           |      |      | S.Janse             | VISSERSDIJK 4          |
|           |      |      | DATE                | 4301 ND ZIERIKZEE      |
|           |      |      | 20-04-2018          | NETHERLANDS            |
| REVISIONS | DATE | NAME | TITLE: MASTER SLAVE |                        |
| REMARK:   |      |      | assembly 8 units    |                        |
|           |      |      | DWG                 | A3                     |
|           |      |      |                     | SHEET 2-2              |





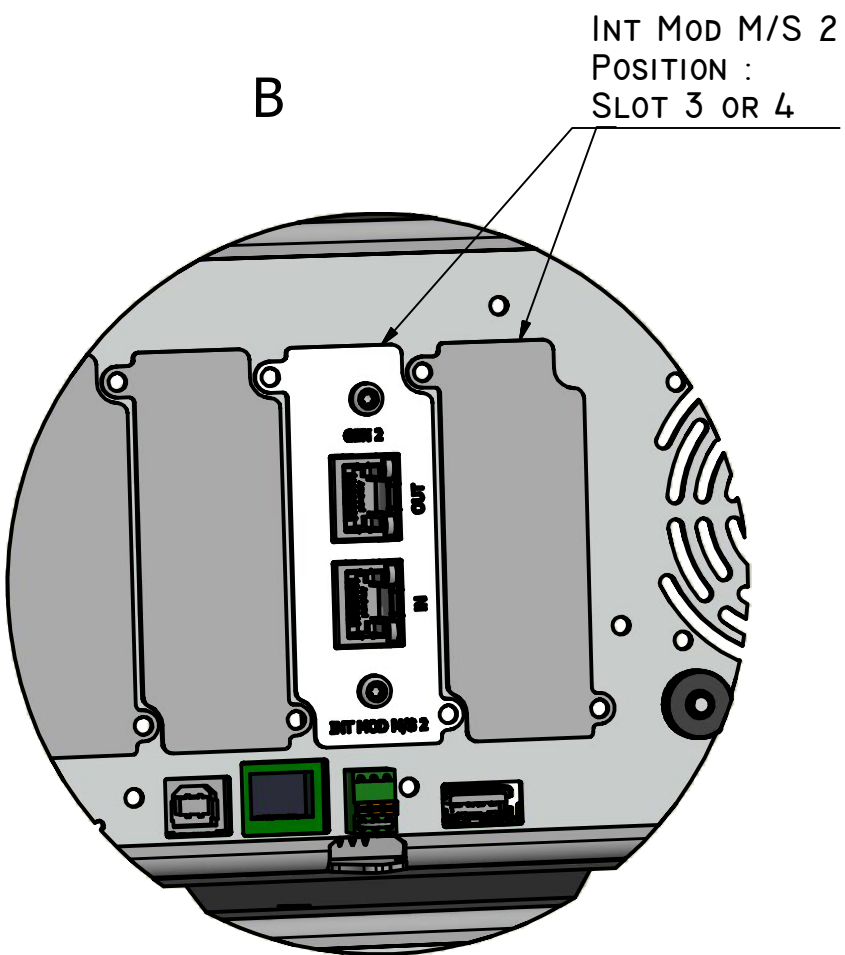
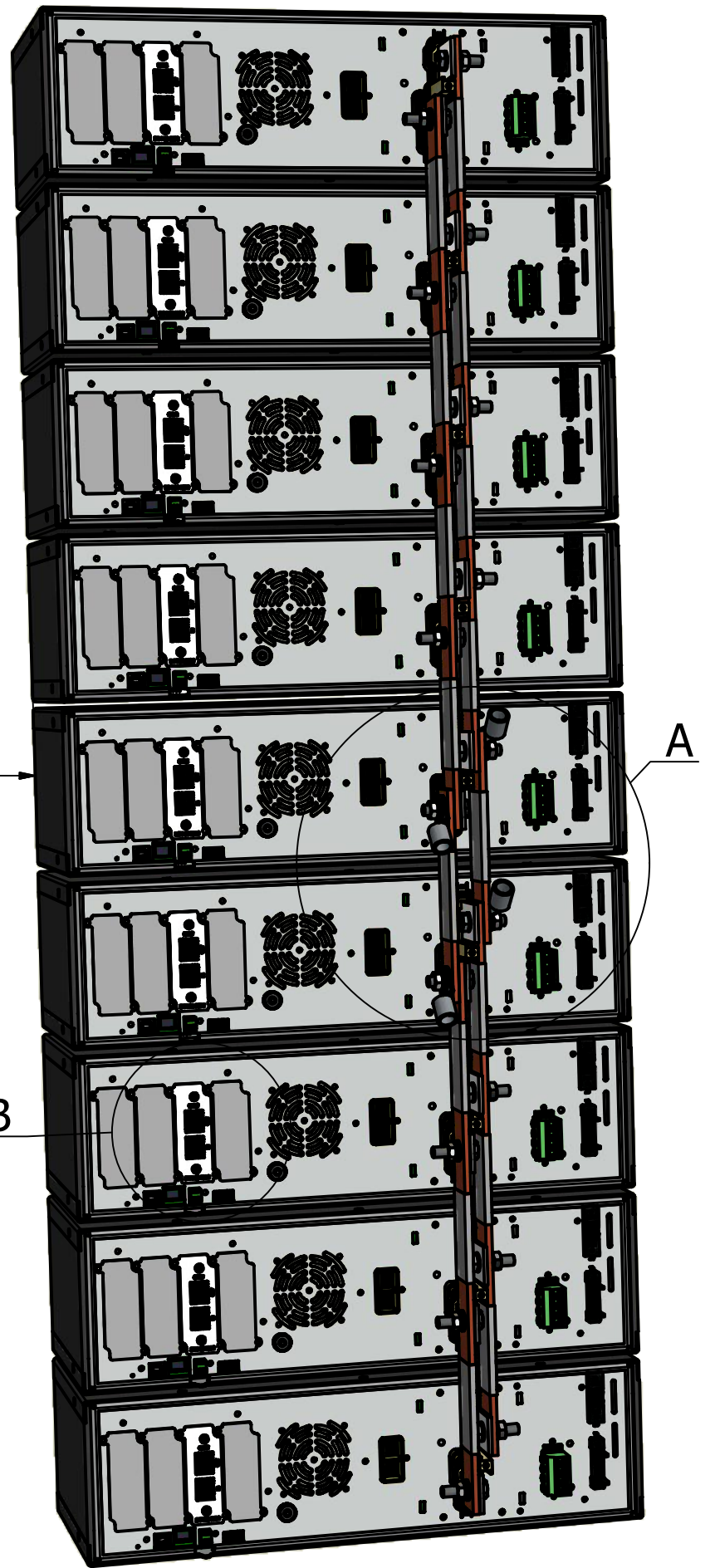
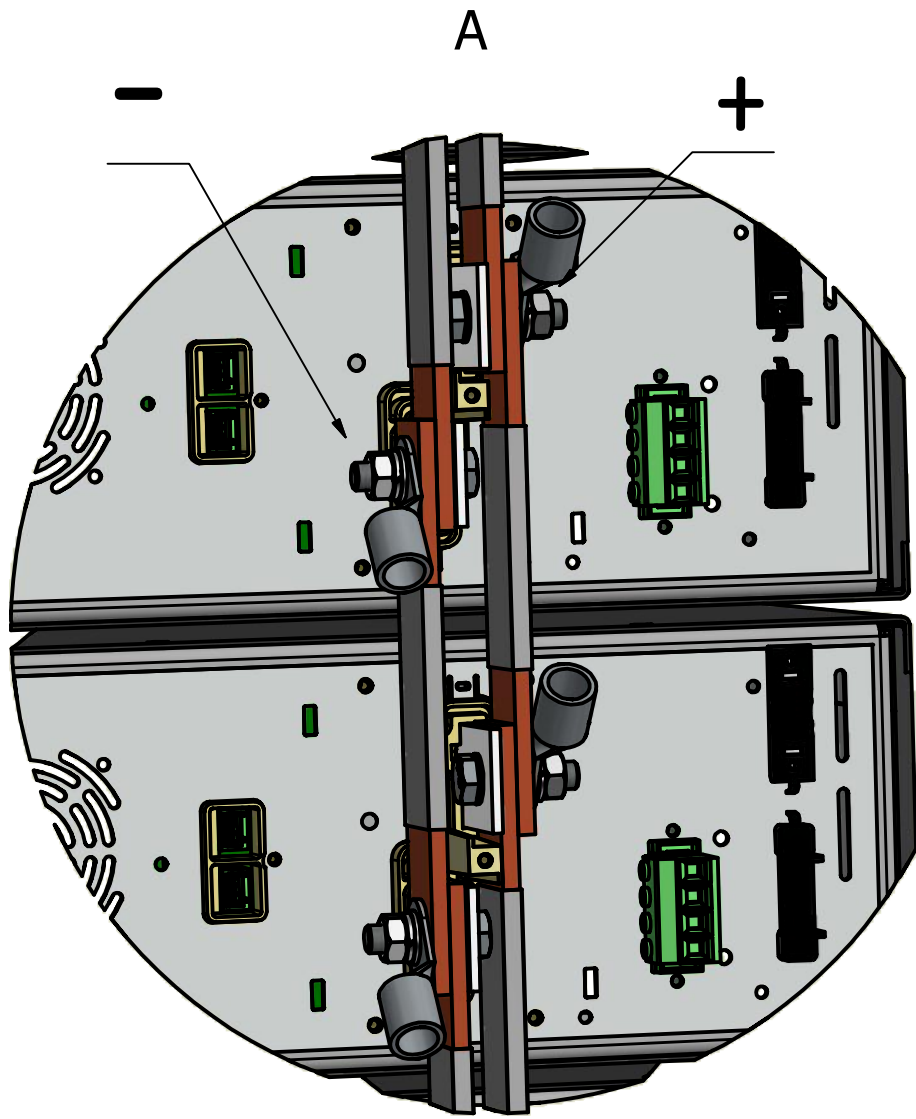
PARTS LIST

| M/S PAR SET C9 | ITEM | QTY | STOCK NUMBER                | DESCRIPTION                           |
|----------------|------|-----|-----------------------------|---------------------------------------|
| *              | 1    | 9   | SM500-CP-90<br>SM1500-CP-30 | power unit                            |
| *              | 2    | 9   | int mod ms 2                | interface m/s gen 2                   |
| v              | 3    | 2   | dwg2530                     | m/s strip 1 2 units                   |
| v              | 4    | 2   | dwg2532                     | cover output parallel 1               |
| v              | 5    | 7   | dwg2533                     | cover output parallel 2               |
| v              | 6    | 2   | dwg2534                     | m/s strip 3 4 units                   |
| v              | 7    | 2   | dwg2535                     | m/s strip 4 5 units                   |
|                | 8    | 18  | M8x30SG DIN933              | screw M8X30 SG DIN933 10.9/Geomet-500 |
|                | 9    | 18  | M8 A2 DIN934                | nut M8 A2                             |
|                | 10   | 18  | M8 A2 DIN125A               | washer M8 A2                          |
|                | 11   | 18  | M8 A2 DIN127B               | lock washer A2                        |
| v              | 12   | 18  | M8 SZ DIN137B               | crinkle washer                        |
|                | 13   | 9   | PT3.5x30 A2 T10             | D-PT 3.5x30 ro he A2 T10 selftap      |
|                | 14   | 4   | Not supplied                | Load cable cable lug M8               |
| v              | 15   | 8   | CBL P SFTP 0.5 BK           | patchcable BL 0.5m RJ45               |
| v              | 16   | 1   | CBL P SFTP 2 BK             | patchcable BL 2m RJ45                 |
| v              | 17   | 8   | DWG2560                     | cover output strips m/s               |
| v              | 18   | 8   | DWG2603                     | earth cable m/s                       |

|                                      |      |      |                    |                        |
|--------------------------------------|------|------|--------------------|------------------------|
| REVISIONS                            | DATE | NAME | SURFACE TREATMENT: | MAT:                   |
| REMARK:                              |      |      |                    | DIM: mm Tol.: ± 0.2    |
|                                      |      |      | NAME DESIGNER      | Delta Elektronika B.V. |
|                                      |      |      | S.Janse            | VISSERSDIJK 4          |
|                                      |      |      | DATE               | 4301 ND ZIERIKZEE      |
|                                      |      |      | 04-02-2022         | NETHERLANDS            |
| TITLE: MASTER SLAVE assembly 9 units |      |      | DWG                |                        |
|                                      |      |      | A3                 |                        |
|                                      |      |      | SHEET 1-2          |                        |

\* ORDER SEPARATELY



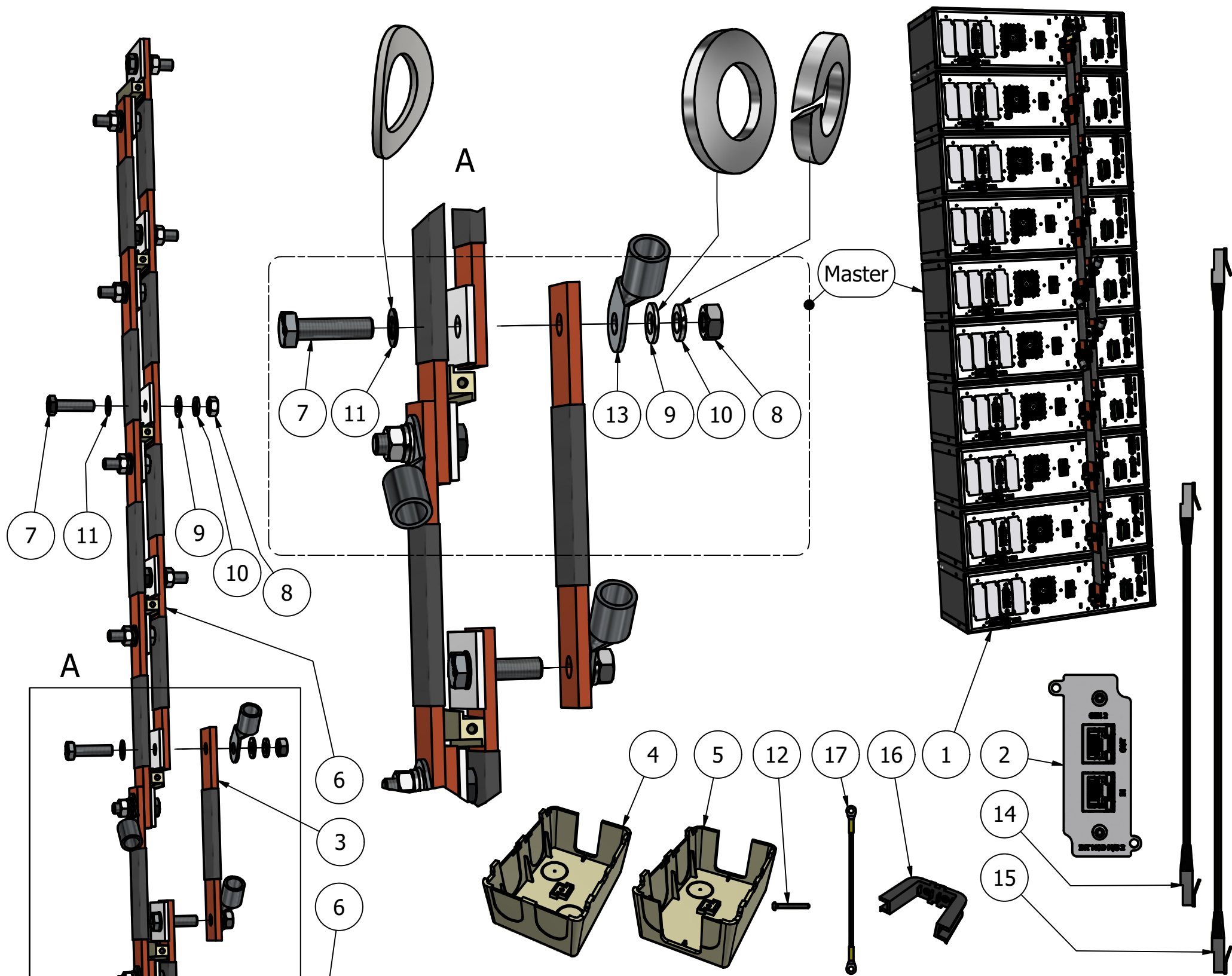


MASTER

SM500-CP-90 (9x)  
OR  
SMI500-CP30 (9x)

|           |      |      |                     |                        |
|-----------|------|------|---------------------|------------------------|
|           |      |      | SURFACE TREATMENT:  | MAT:                   |
|           |      |      |                     | DIM: mm Tol.: ± 0.2    |
|           |      |      | NAME DESIGNER       | Delta Elektronika B.V. |
|           |      |      | S.Janse             | VISSERSDIJK 4          |
|           |      |      | DATE                | 4301 ND ZIERIKZEE      |
|           |      |      | 20-04-2018          | NETHERLANDS            |
| REVISIONS | DATE | NAME | TITLE: MASTER SLAVE |                        |
| REMARK:   |      |      | assembly 9 units    |                        |
|           |      |      | DWG                 | A3                     |
|           |      |      |                     | SHEET 2-2              |





PARTS LIST

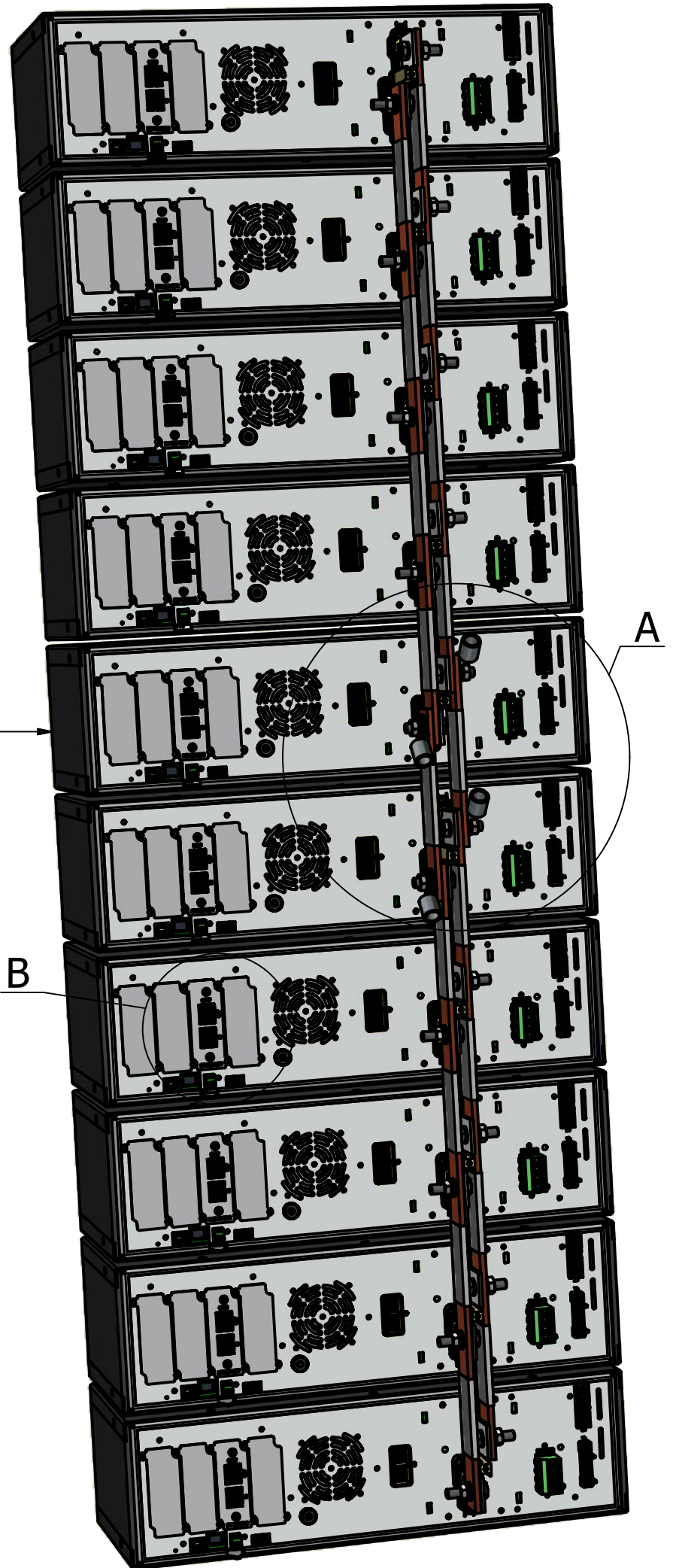
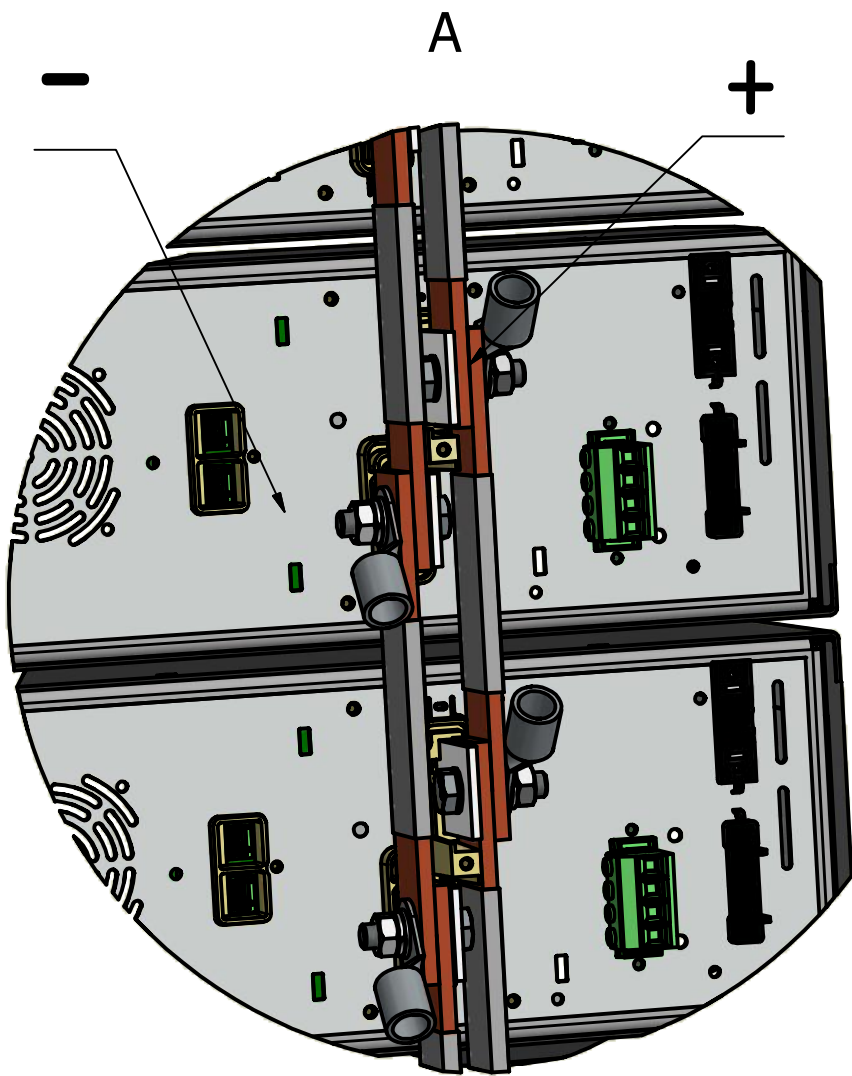
| M/S PAR SET C10 | ITEM | QTY | STOCK NUMBER                | DESCRIPTION                           |
|-----------------|------|-----|-----------------------------|---------------------------------------|
| *               | 1    | 10  | SM500-CP-90<br>SM1500-CP-30 | power unit                            |
| *               | 2    | 10  | int mod ms 2                | interface m/s gen 2                   |
| v               | 3    | 2   | dwg2530                     | m/s strip 1 2 units                   |
| v               | 4    | 2   | dwg2532                     | cover output parallel 1               |
| v               | 5    | 8   | dwg2533                     | cover output parallel 2               |
| v               | 6    | 4   | dwg2535                     | m/s strip 4 5 units                   |
|                 | 7    | 20  | M8x30SG DIN933              | screw M8X30 SG DIN933 10.9/Geomet-500 |
|                 | 8    | 20  | M8 A2 DIN934                | nut M8 A2                             |
|                 | 9    | 20  | M8 A2 DIN125A               | washer M8 A2                          |
|                 | 10   | 20  | M8 A2 DIN127B               | lock washer A2                        |
| v               | 11   | 20  | M8 SZ DIN137B               | crinkle washer                        |
|                 | 12   | 10  | PT3.5x30 A2 T10             | D-PT 3.5x30 ro he A2 T10 selftap      |
|                 | 13   | 4   | Not supplied                | Load cable cable lug M8               |
| v               | 14   | 9   | CBL P SFTP 0.5 BK           | patchcable BL 0.5m RJ45               |
| v               | 15   | 1   | CBL P SFTP 2 BK             | patchcable BL 2m RJ45                 |
| v               | 16   | 9   | DWG2560                     | cover output strips m/s               |
| v               | 17   | 9   | DWG2603                     | earth cable m/s                       |

|  |  |  |                    |                        |
|--|--|--|--------------------|------------------------|
|  |  |  | SURFACE TREATMENT: | MAT:                   |
|  |  |  |                    | DIM: mm Tol.: ± 0.2    |
|  |  |  | NAME DESIGNER      | Delta Elektronika B.V. |
|  |  |  | S.Janse            | VISSERSDIJK 4          |
|  |  |  | DATE               | 4301 ND ZIERIKZEE      |
|  |  |  | 04-02-2022         | NETHERLANDS            |

\* ORDER SEPARATELY

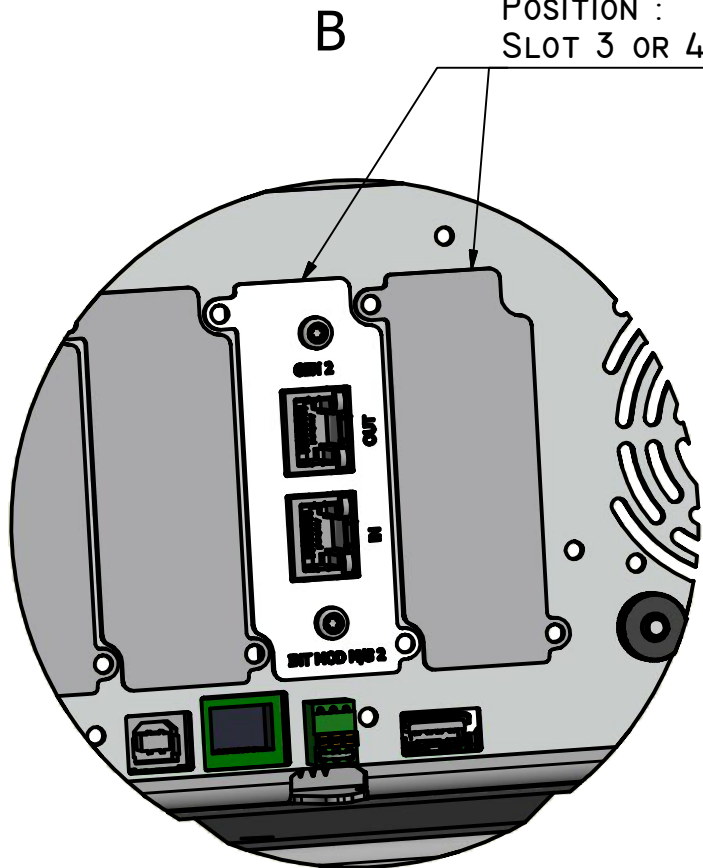
|           |      |      |                                       |     |           |
|-----------|------|------|---------------------------------------|-----|-----------|
| REVISIONS | DATE | NAME | TITLE: MASTER SLAVE assembly 10 units | DWG | A3        |
| REMARK:   |      |      |                                       |     | SHEET I-2 |





MASTER

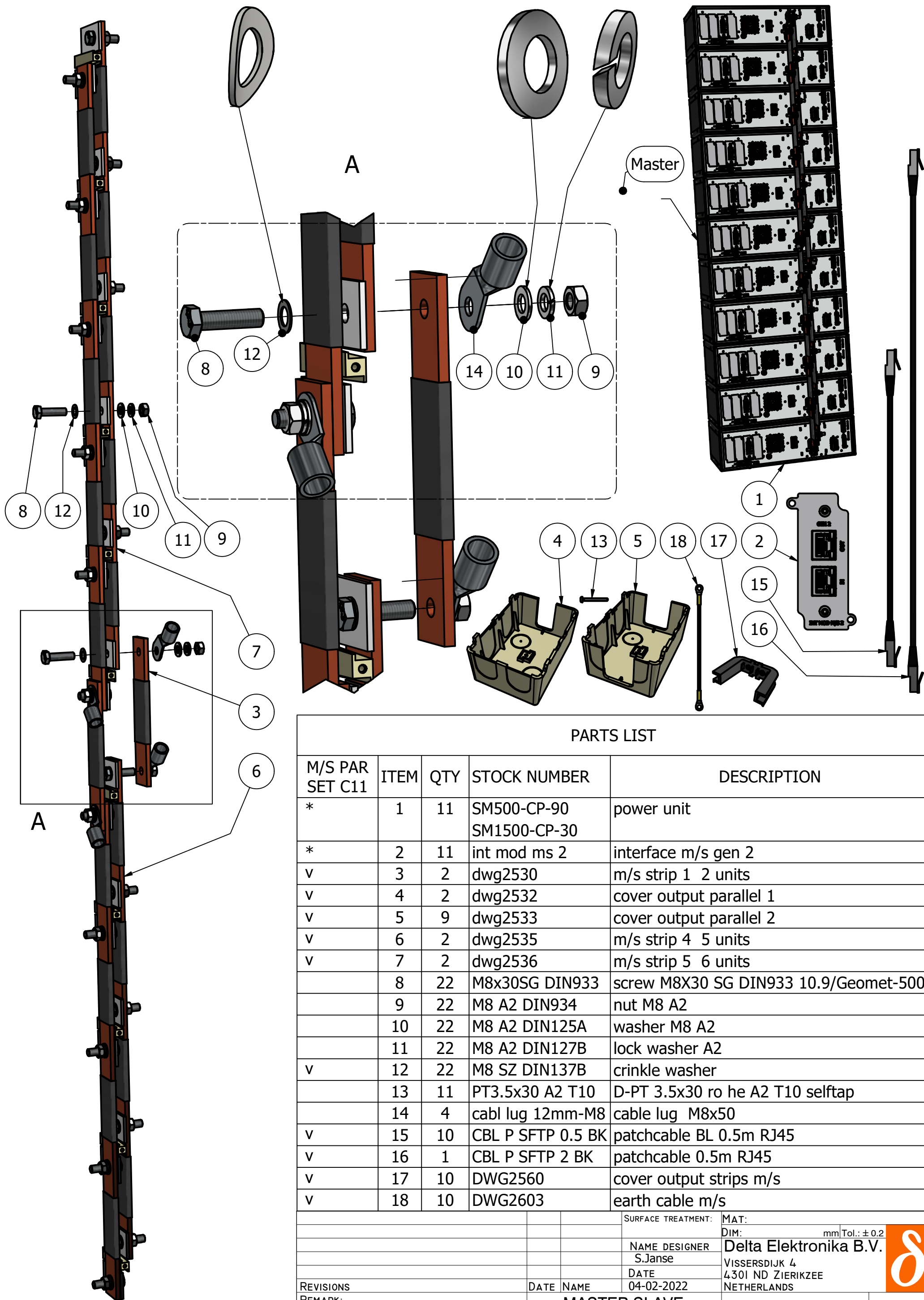
INT MOD M/S 2  
POSITION :  
SLOT 3 OR 4



SM500-CP-90 (10x)  
OR  
SMI500-CP30 (10x)

|           |      |      |                     |                        |
|-----------|------|------|---------------------|------------------------|
|           |      |      | SURFACE TREATMENT:  | MAT:                   |
|           |      |      |                     | DIM: mm Tol.: ± 0.2    |
|           |      |      | NAME DESIGNER       | Delta Elektronika B.V. |
|           |      |      | S.Janse             | VISSERSDIJK 4          |
|           |      |      | DATE                | 4301 ND ZIERIKZEE      |
|           |      |      | 23-04-2018          | NETHERLANDS            |
| REVISIONS | DATE | NAME | TITLE: MASTER SLAVE |                        |
| REMARK:   |      |      | assembly 10 units   |                        |
|           |      |      | DWG                 | A3                     |
|           |      |      |                     | SHEET 2-2              |





PARTS LIST

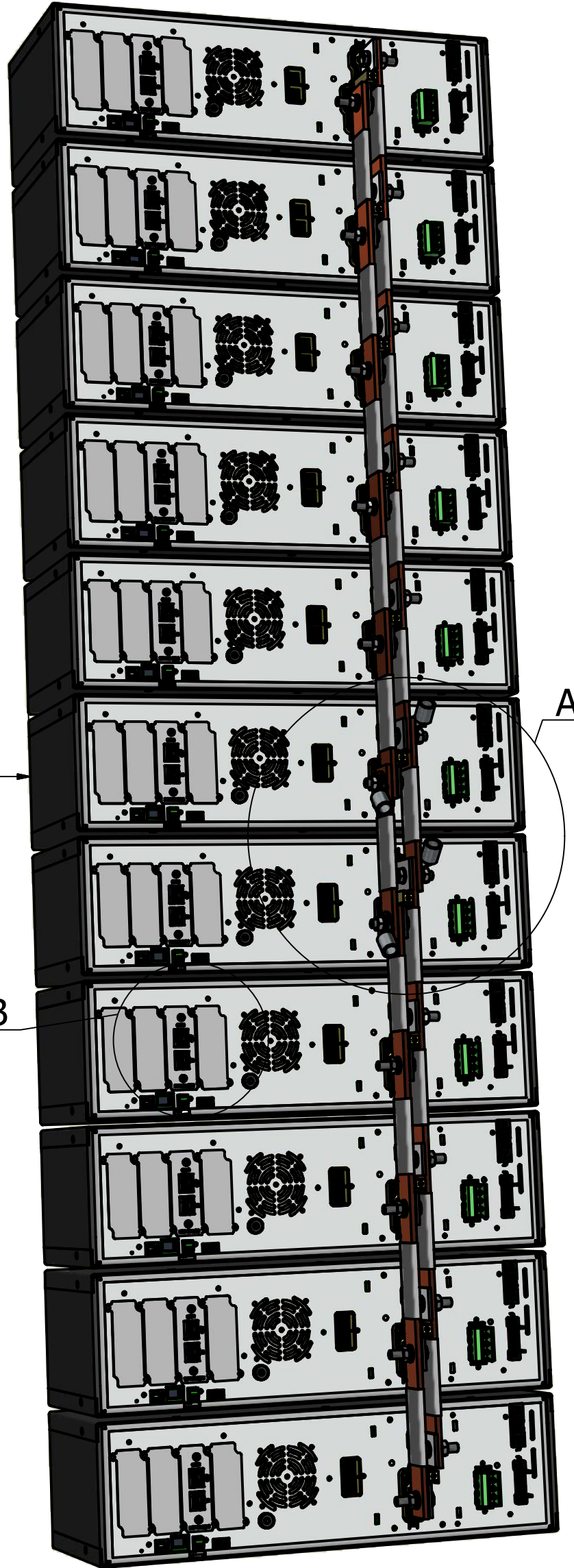
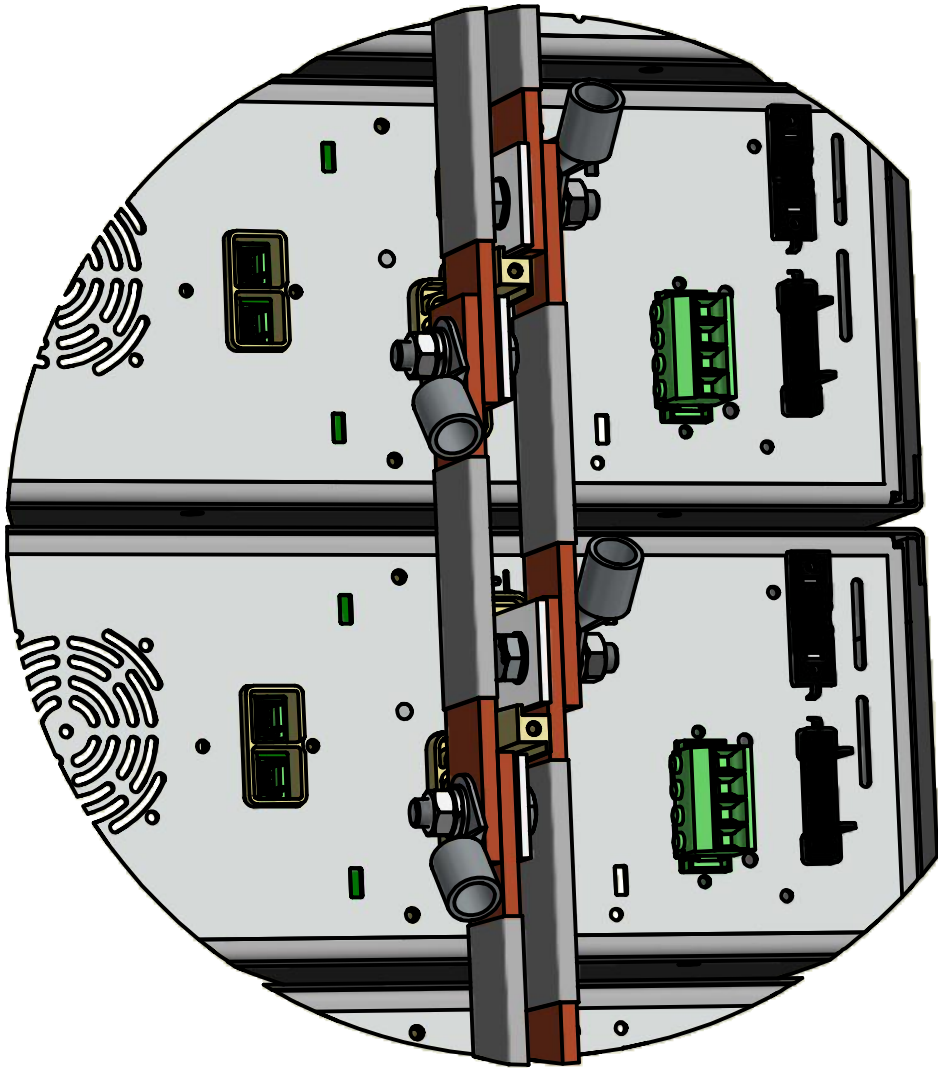
| M/S PAR SET C11 | ITEM | QTY | STOCK NUMBER                | DESCRIPTION                           |
|-----------------|------|-----|-----------------------------|---------------------------------------|
| *               | 1    | 11  | SM500-CP-90<br>SM1500-CP-30 | power unit                            |
| *               | 2    | 11  | int mod ms 2                | interface m/s gen 2                   |
| v               | 3    | 2   | dwg2530                     | m/s strip 1 2 units                   |
| v               | 4    | 2   | dwg2532                     | cover output parallel 1               |
| v               | 5    | 9   | dwg2533                     | cover output parallel 2               |
| v               | 6    | 2   | dwg2535                     | m/s strip 4 5 units                   |
| v               | 7    | 2   | dwg2536                     | m/s strip 5 6 units                   |
|                 | 8    | 22  | M8x30SG DIN933              | screw M8X30 SG DIN933 10.9/Geomet-500 |
|                 | 9    | 22  | M8 A2 DIN934                | nut M8 A2                             |
|                 | 10   | 22  | M8 A2 DIN125A               | washer M8 A2                          |
|                 | 11   | 22  | M8 A2 DIN127B               | lock washer A2                        |
| v               | 12   | 22  | M8 SZ DIN137B               | crinkle washer                        |
|                 | 13   | 11  | PT3.5x30 A2 T10             | D-PT 3.5x30 ro he A2 T10 selftap      |
|                 | 14   | 4   | cabl lug 12mm-M8            | cabl lug 12mm-M8                      |
| v               | 15   | 10  | CBL P SFTP 0.5 BK           | patchcable BL 0.5m RJ45               |
| v               | 16   | 1   | CBL P SFTP 2 BK             | patchcable 0.5m RJ45                  |
| v               | 17   | 10  | DWG2560                     | cover output strips m/s               |
| v               | 18   | 10  | DWG2603                     | earth cable m/s                       |

\* ORDER SEPARATELY

|                                       |      |      |                    |                        |
|---------------------------------------|------|------|--------------------|------------------------|
| REVISIONS                             | DATE | NAME | SURFACE TREATMENT: | MAT:                   |
| REMARK:                               |      |      |                    | DIM: mm Tol.: ± 0.2    |
|                                       |      |      | NAME DESIGNER      | Delta Elektronika B.V. |
|                                       |      |      | S.Janse            | VISSERSDIJK 4          |
|                                       |      |      | DATE               | 4301 ND ZIERIKZEE      |
|                                       |      |      | 04-02-2022         | NETHERLANDS            |
| TITLE: MASTER SLAVE assembly 11 units |      |      | DWG                | A3                     |
|                                       |      |      |                    | SHEET I-2              |



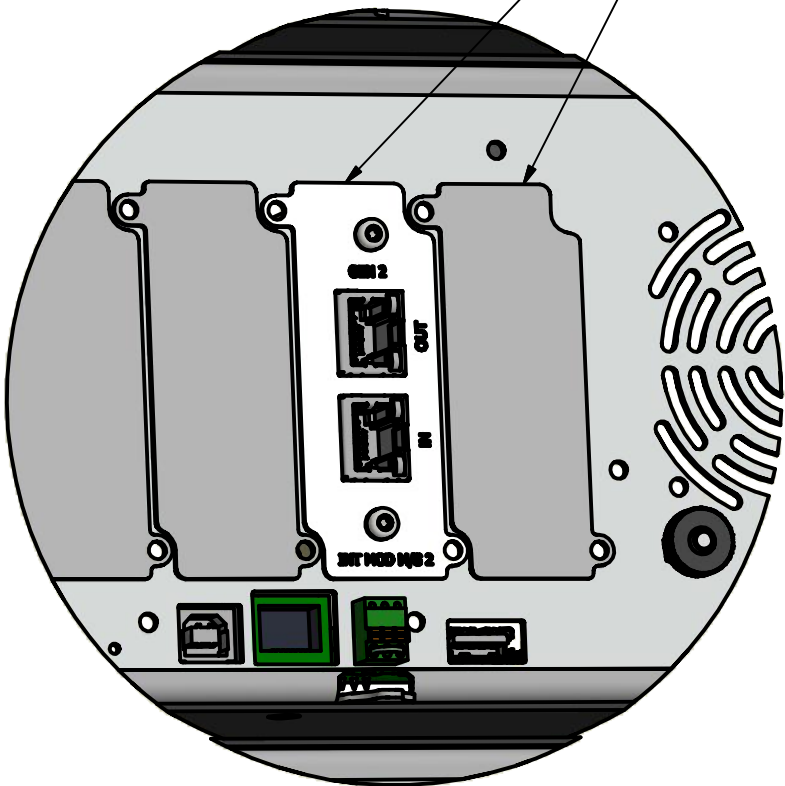
A



MASTER

B

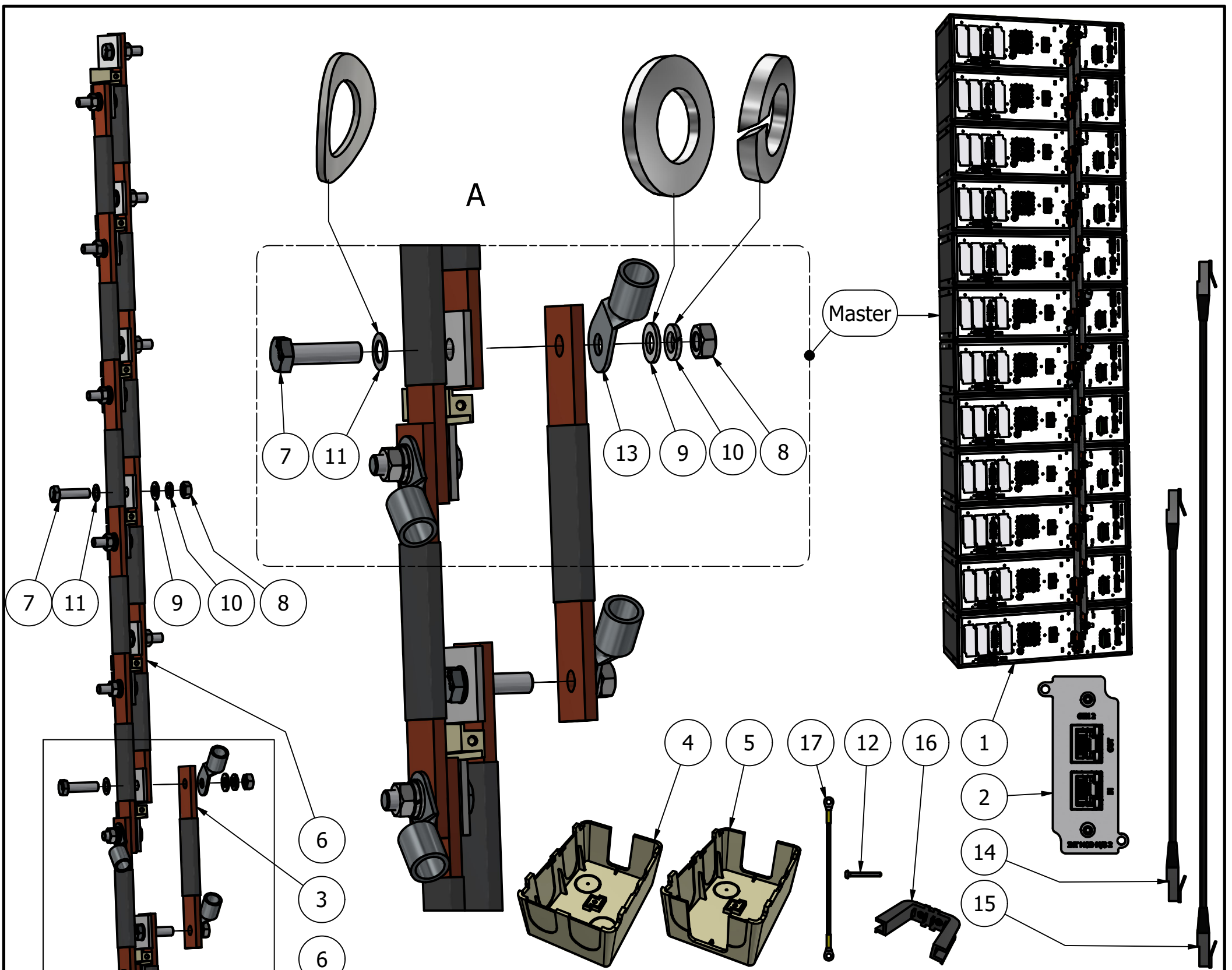
INT MOD M/S 2  
POSITION :  
SLOT 3 OR 4



SM500-CP-90 (IIX)  
OR  
SMI500-CP30 (IIX)

|           |      |      |                     |                        |
|-----------|------|------|---------------------|------------------------|
|           |      |      | SURFACE TREATMENT:  | MAT:                   |
|           |      |      |                     | DIM: mm Tol.: ± 0.2    |
|           |      |      | NAME DESIGNER       | Delta Elektronika B.V. |
|           |      |      | S.Janse             | VISSERSDIJK 4          |
|           |      |      | DATE                | 4301 ND ZIERIKZEE      |
|           |      |      | 23-04-2018          | NETHERLANDS            |
| REVISIONS | DATE | NAME | TITLE: MASTER SLAVE |                        |
| REMARK:   |      |      | assembly 11 units   |                        |
|           |      |      | DWG                 | A3                     |
|           |      |      |                     | SHEET 2-2              |





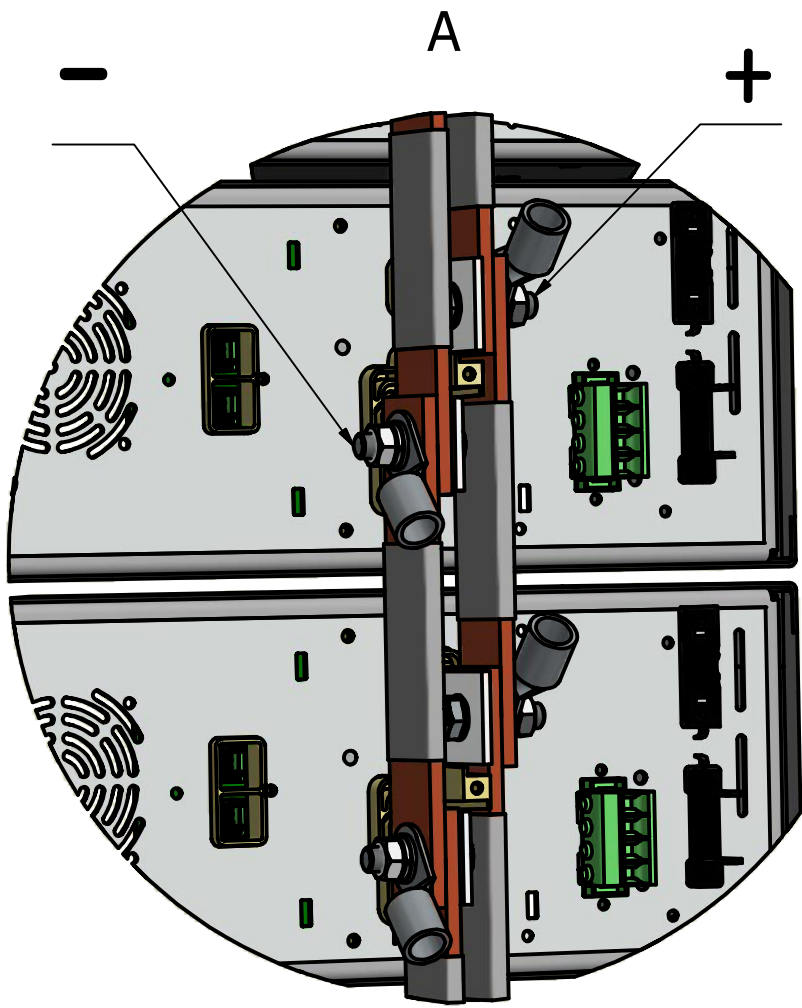
PARTS LIST

| M/S PAR SET C12 | ITEM | QTY | STOCK NUMBER                | DESCRIPTION                           |
|-----------------|------|-----|-----------------------------|---------------------------------------|
| *               | 1    | 12  | SM500-CP-90<br>SM1500-CP-30 | power unit                            |
| *               | 2    | 12  | int mod ms 2                | interface m/s gen 2                   |
| v               | 3    | 2   | dwg2530                     | m/s strip 1 2 units                   |
| v               | 4    | 2   | dwg2532                     | cover output parallel 1               |
| v               | 5    | 10  | dwg2533                     | cover output parallel 2               |
| v               | 6    | 4   | dwg2536                     | m/s strip 5 6 units                   |
|                 | 7    | 24  | M8x30SG DIN933              | screw M8X30 SG DIN933 10.9/Geomet-500 |
|                 | 8    | 24  | M8 A2 DIN934                | nut M8 A2                             |
|                 | 9    | 24  | M8 A2 DIN125A               | washer M8 A2                          |
|                 | 10   | 24  | M8 A2 DIN127B               | lock washer A2                        |
| v               | 11   | 24  | M8 SZ DIN137B               | crinkle washer                        |
|                 | 12   | 12  | PT3.5x30 A2 T10             | D-PT 3.5x30 ro he A2 T10 selftap      |
|                 | 13   | 4   | cabl lug 12mm-M8            | cable lug M8x50                       |
| v               | 14   | 1   | CBL P SFTP 0.5 BK           | patchcable BL 0.5m RJ45               |
| v               | 15   | 1   | CBL P SFTP 2 BK             | patchcable BL 2m RJ45                 |
| v               | 16   | 11  | DWG2560                     | cover output strips m/s               |
| v               | 17   | 11  | DWG2603                     | earth cable m/s                       |

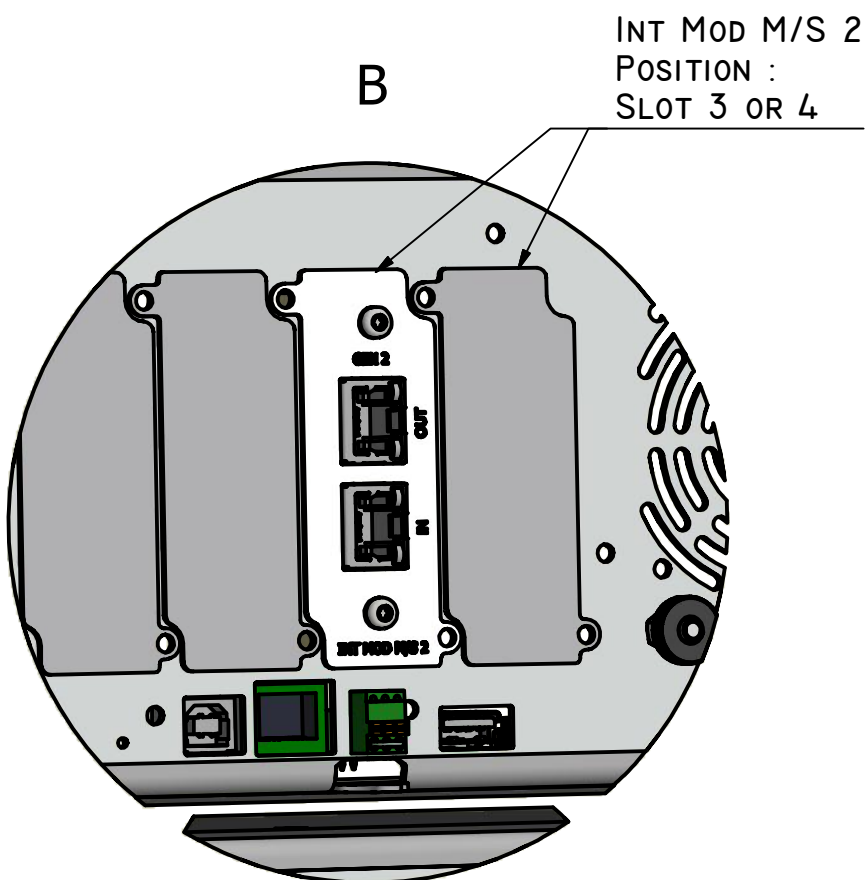

|                                       |      |      |                    |                        |
|---------------------------------------|------|------|--------------------|------------------------|
| REVISIONS                             | DATE | NAME | SURFACE TREATMENT: | MAT:                   |
| REMARK:                               |      |      |                    | DIM: mm Tol.: ± 0.2    |
|                                       |      |      | NAME DESIGNER      | Delta Elektronika B.V. |
|                                       |      |      | S.Janse            | VISSERSDIJK 4          |
|                                       |      |      | DATE               | 4301 ND ZIERIKZEE      |
|                                       |      |      | 04-02-2022         | NETHERLANDS            |
| TITLE: MASTER SLAVE assembly 12 units |      |      | DWG                | A3                     |
|                                       |      |      |                    | SHEET 1-2              |

\* ORDER SEPARATELY





MASTER



SM500-CP-90 (12x)  
OR  
SMI500-CP30 (12x)

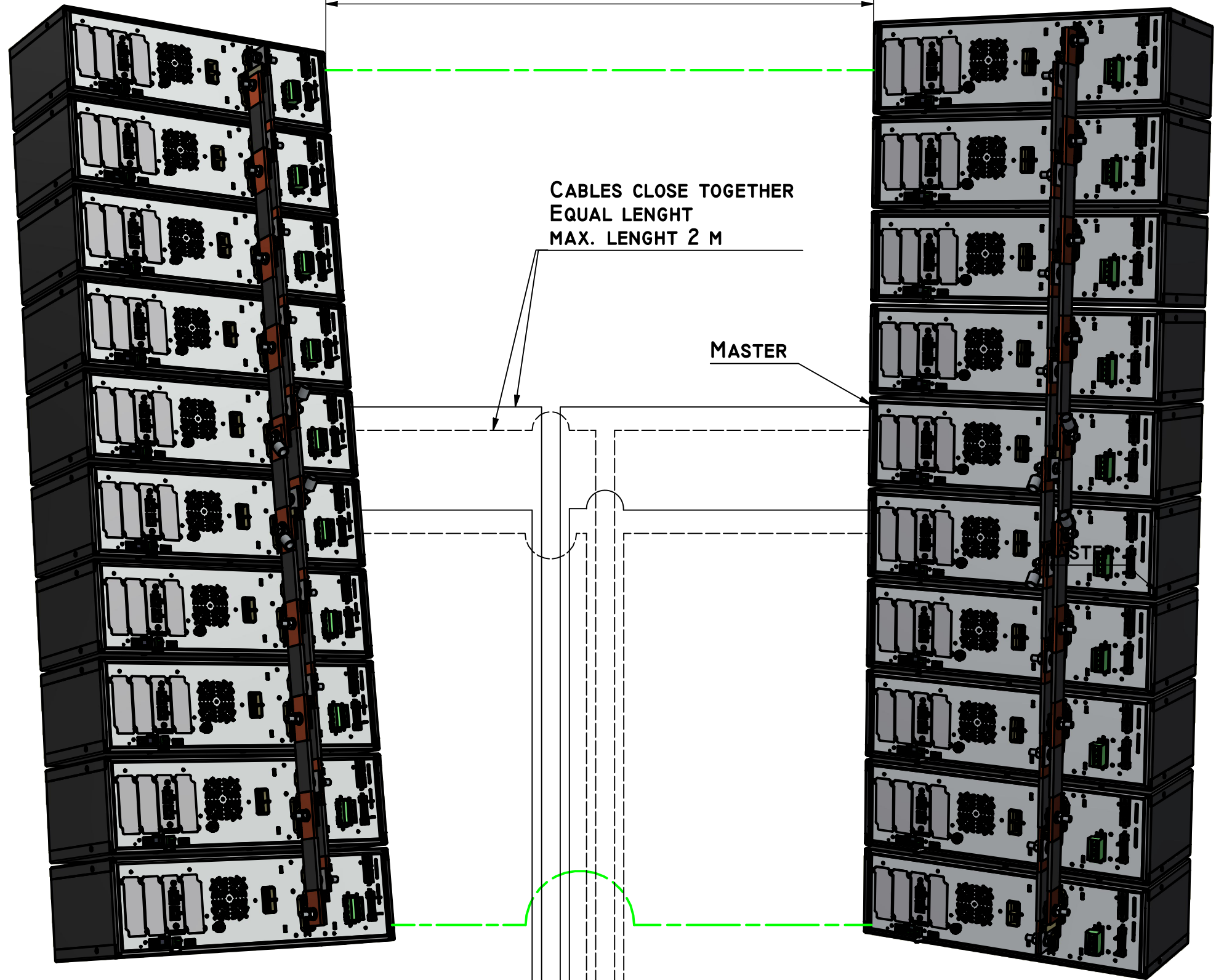
|           |      |      |                     |                        |
|-----------|------|------|---------------------|------------------------|
|           |      |      | SURFACE TREATMENT:  | MAT:                   |
|           |      |      |                     | DIM: mm Tol.: ± 0.2    |
|           |      |      | NAME DESIGNER       | Delta Elektronika B.V. |
|           |      |      | S.Janse             | VISSERSDIJK 4          |
|           |      |      | DATE                | 4301 ND ZIERIKZEE      |
|           |      |      | 23-04-2018          | NETHERLANDS            |
| REVISIONS | DATE | NAME | TITLE: MASTER SLAVE |                        |
| REMARK:   |      |      | assembly 12 units   |                        |
|           |      |      | DWG                 | A3                     |
|           |      |      |                     | SHEET 2-2              |



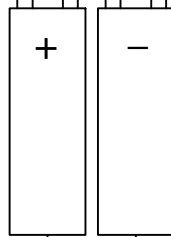
MAX. DISTANCE BETWEEN RACKS | M  
DUE TO COMMUNICATION CABLE

CABLES CLOSE TOGETHER  
EQUAL LENGTH  
MAX. LENGTH 2 M

MASTER



— + cables  
- - - - - cables  
- - - - - earth cable



To Load

SM500-CP-90 (2x6 TO 10 PARALLEL UNITS)  
OR  
SMI500-CP30 (2x6 TO 10 PARALLEL UNITS)

|           |      |      |                     |                        |
|-----------|------|------|---------------------|------------------------|
|           |      |      | SURFACE TREATMENT:  | MAT:                   |
|           |      |      |                     | DIM: mm Tol.: ± 0.2    |
|           |      |      | NAME DESIGNER       | Delta Elektronika B.V. |
|           |      |      | S.Janse             | VISSERSDIJK 4          |
|           |      |      | DATE                | 4301 ND ZIERIKZEE      |
|           |      |      | 03-02-2022          | NETHERLANDS            |
| REVISIONS | DATE | NAME | TITLE: MASTER SLAVE |                        |
| REMARK:   |      |      | wire diagram        |                        |
|           |      |      | DWG                 | A3                     |

