



# SM15K – Master/Slave Assembly Kits

- **M/S PAR SET C2...C12**
- **M/S PAR – CONNECTING 2 RACKS**

## M/S PAR Kits SM210-CP-150

This document is an addition to the SM15K interface manual. It contains instructions for the connection for Master/Slave set-ups using the M/S PAR assembly kits.

## APPLICATION NOTE

### Revision 2020/06

Contents:

- 1 – M/S PAR SET C2
- 2 – M/S PAR SET C3
- 3 – M/S PAR SET C4
- 4 – M/S PAR SET C5
- 5 – M/S PAR SET C6
- 6 – M/S PAR SET C7
- 7 – M/S PAR SET C8
- 8 – M/S PAR SET C9
- 9 – M/S PAR SET C10
- 10 – M/S PAR SET C11
- 11 – M/S PAR SET C12
- 12 – M/S PAR – CONNECTING 2 RACKS

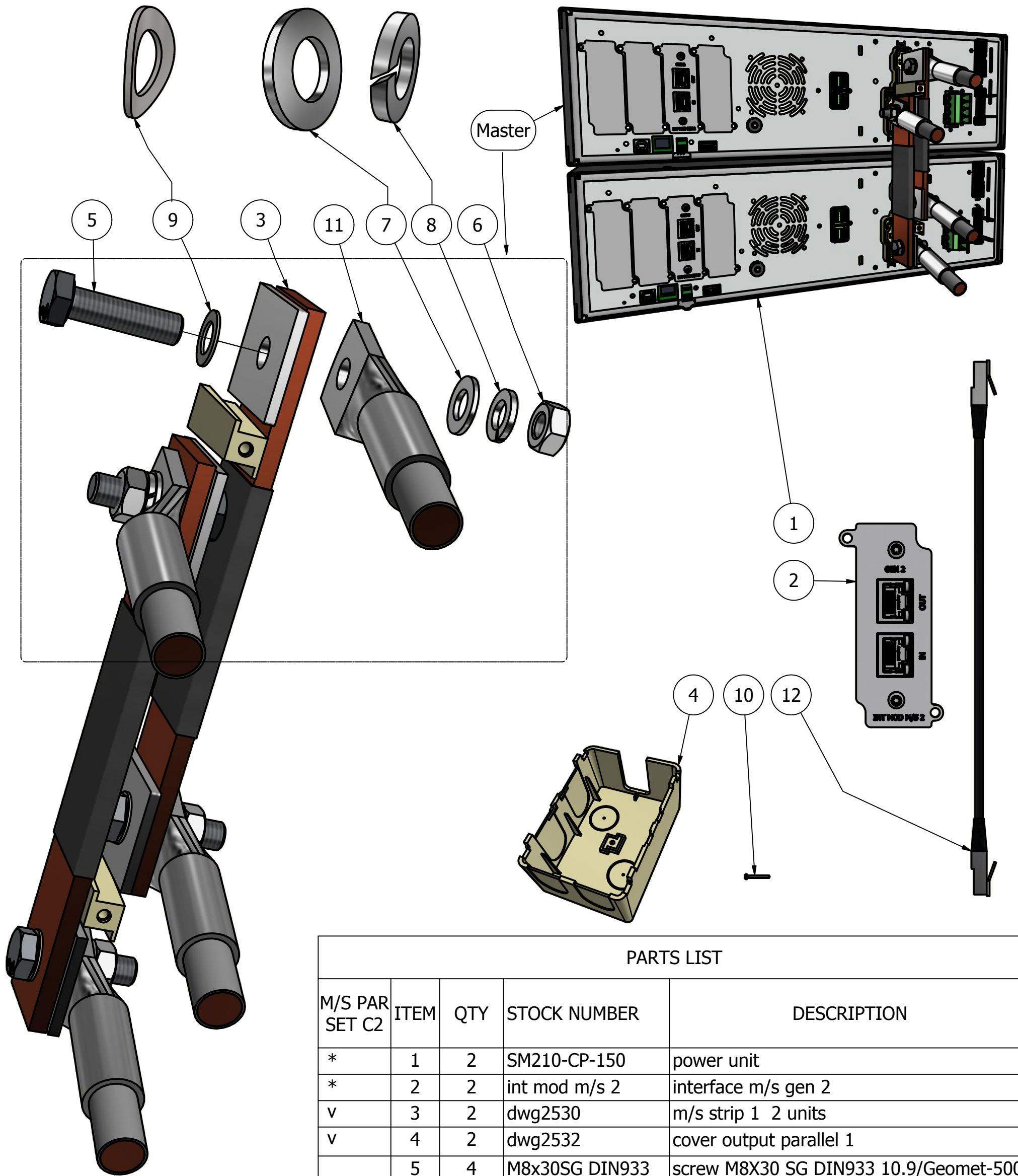
Your contact:



**Schulz-Electronic**  
Professional Power Supplies

**Schulz-Electronic GmbH**  
Dr.-Rudolf-Eberle-Straße 2  
D-76534 Baden-Baden  
Fon + 49.7223.9636.0  
Fax + 49.7223.9636.90  
vertrieb@schulz-electronic.de  
www.schulz-electronic.de

\* M/S PAR SET C is used for SM210-CP-150, SM500-CP-90 & SM1500-CP-30, but note that the cabling is different!



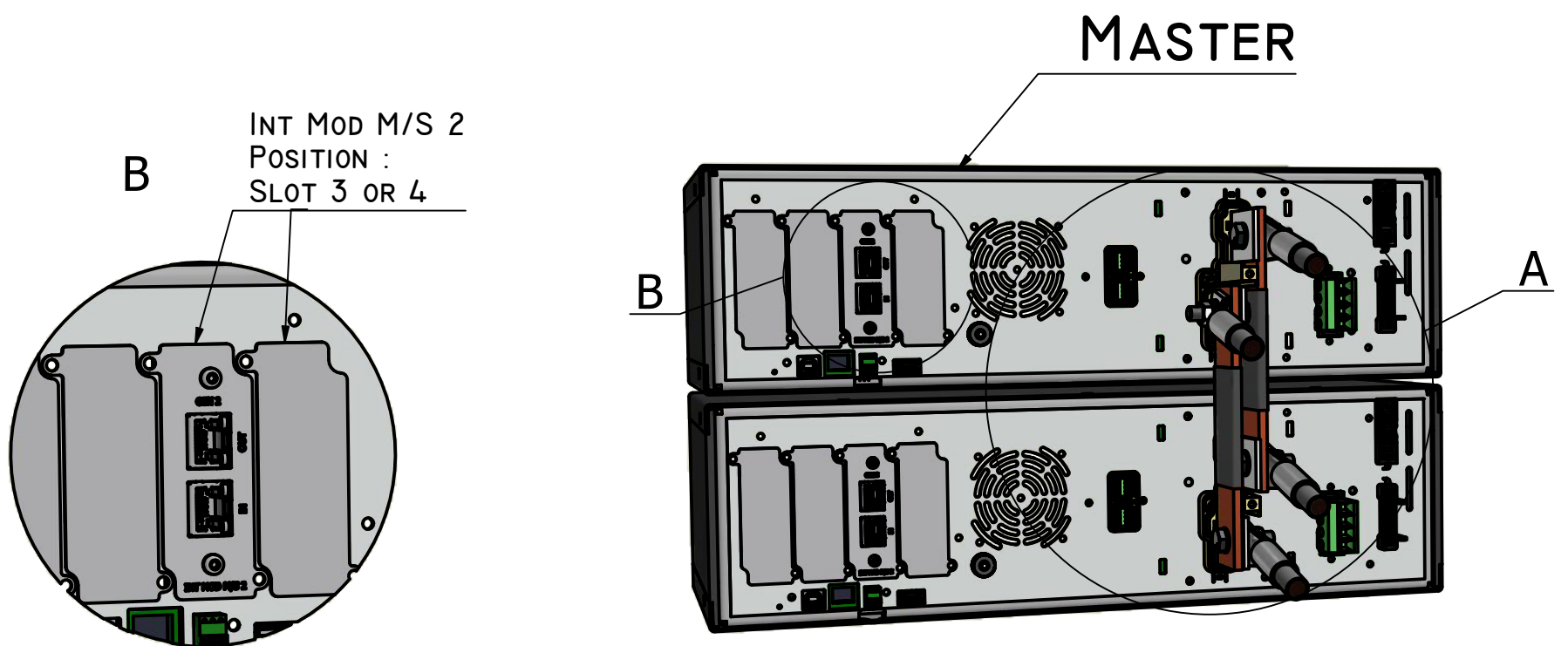
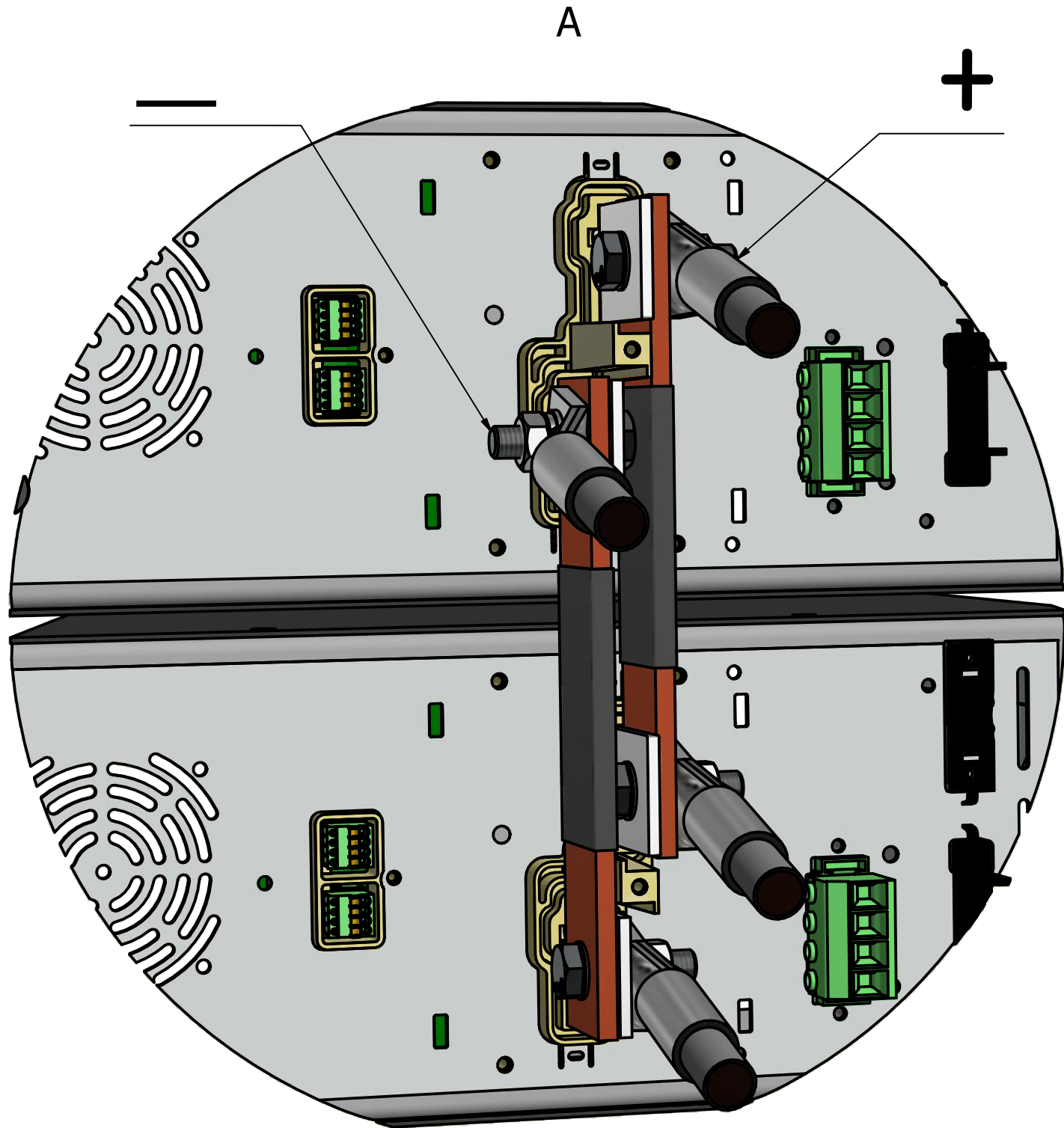
PARTS LIST

M/S PAR SET C2	ITEM	QTY	STOCK NUMBER	DESCRIPTION
*	1	2	SM210-CP-150	power unit
*	2	2	int mod m/s 2	interface m/s gen 2
v	3	2	dwg2530	m/s strip 1 2 units
v	4	2	dwg2532	cover output parallel 1
	5	4	M8x30SG DIN933	screw M8X30 SG DIN933 10.9/Geomet-500
	6	4	M8 A2 DIN934	nut M8 A2
	7	4	M8 A2 DIN125A	washer M8 A2
	8	4	M8 A2 DIN127B	lock washer A2
v	9	4	M8 SZ DIN137B	crinkle washer
	10	2	3.5x30 A2 T10	D-PT 3.5x30 ro he A2 T10 selftap
	11	4	Not supplied	Load cable cable lug M8x70mm2
v	12	2	CBL P SFTP 0.5BK	patchcable BK 0.5m RJ45

\* ORDER SEPARATELY

REVISIONS	DATE	NAME	SURFACE TREATMENT:	MAT:
REMARK:				DIM: mm Tol.: ± 0.2
			NAME DESIGNER	Delta Elektronika B.V.
			S.Janse	VISSERSDIJK 4
			DATE	4301 ND ZIERIKZEE
			23-06-2020	NETHERLANDS
TITLE: MASTER SLAVE assembly 2 units			DWG	
			A3	
			SHEET 1-2	

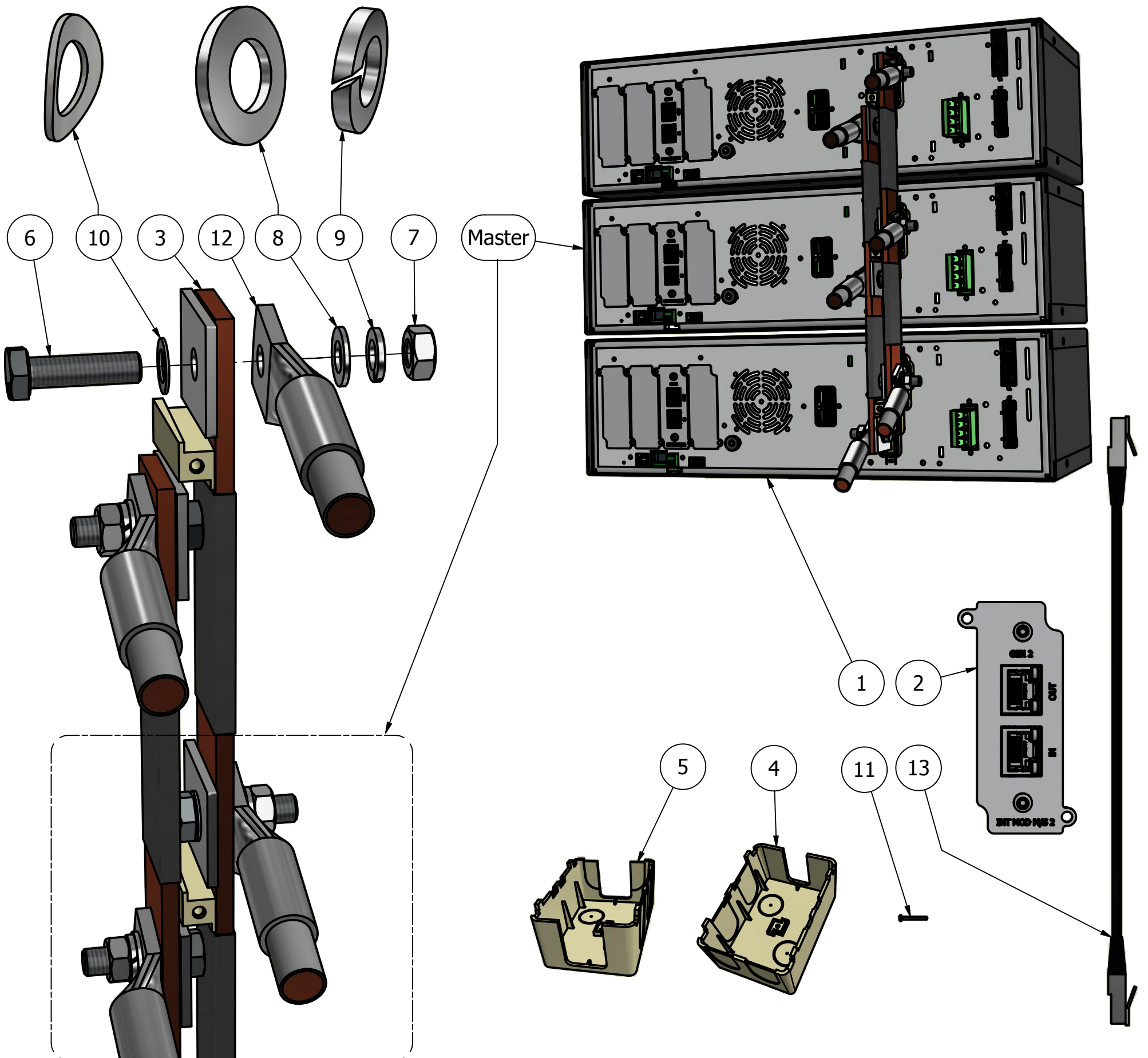




SM210-CP-I50 (2x)

			SURFACE TREATMENT:	MAT:
				DIM: mm Tol.: ± 0.2
			NAME DESIGNER	Delta Elektronika B.V.
			S.Janse	VISSERSDIJK 4
			DATE	4301 ND ZIERIKZEE
			23-06-2020	NETHERLANDS
REVISIONS	DATE	NAME	TITLE: MASTER SLAVE	
REMARK:			assembly 2 units	
			DWG	A3
				SHEET 2-2





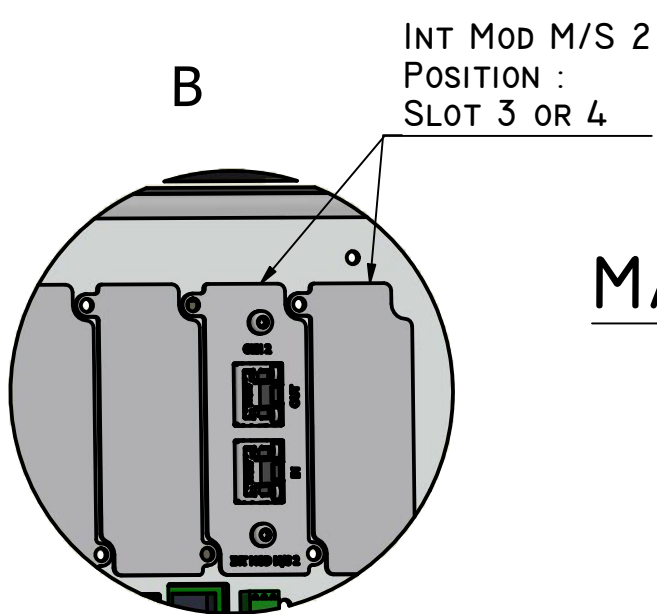
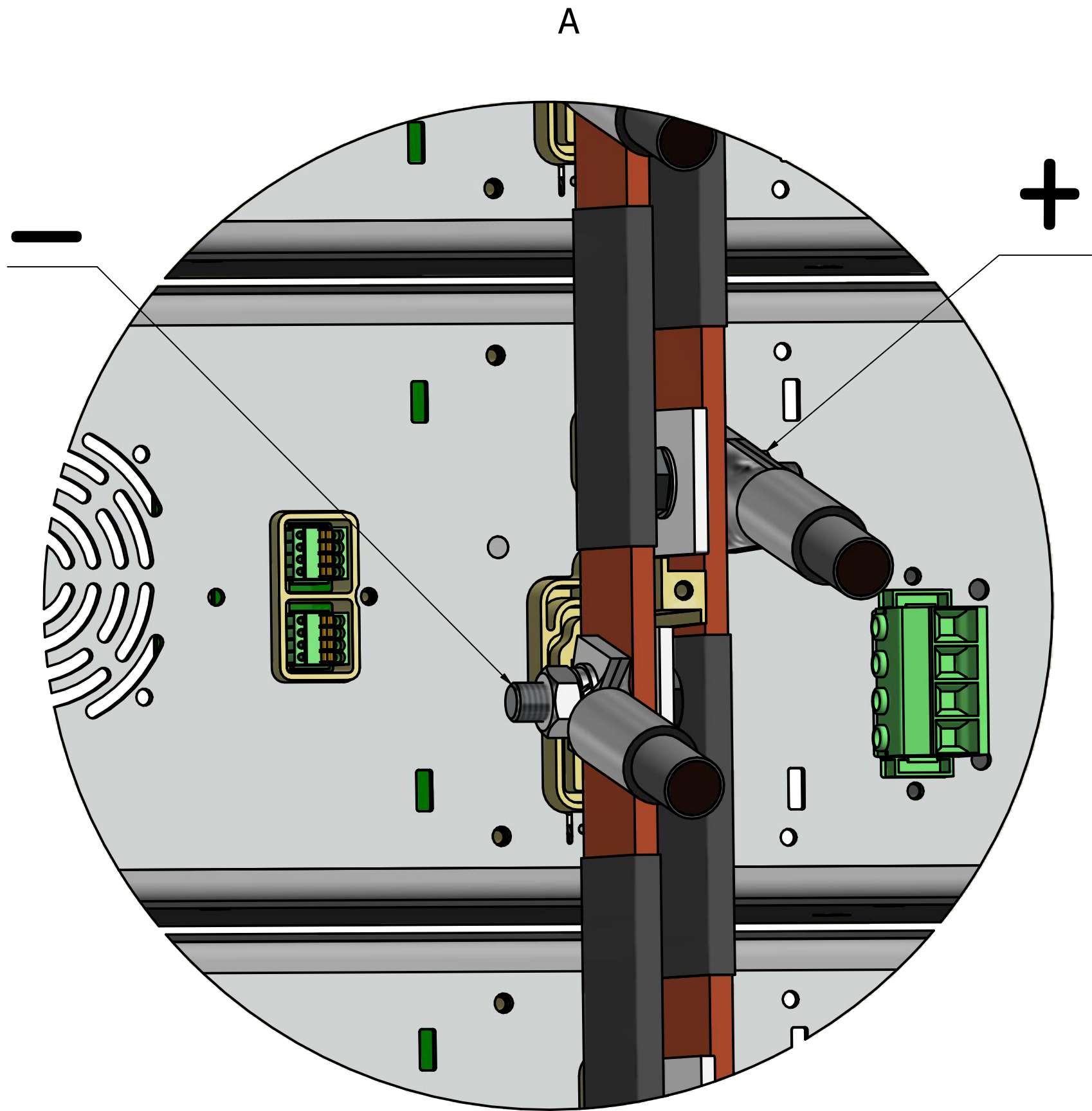
PARTS LIST

M/S PAR SET C3	ITEM	QTY	STOCK NUMBER	DESCRIPTION
*	1	3	SM210-CP-150	power unit
*	2	3	int mod m/s 2	interface m/s gen 2
v	3	2	dwg2531	m/s strip 2 3 units
v	4	2	dwg2532	cover output parallel 1
v	5	1	dwg2533	cover output parallel 2
	6	6	M8x30SG DIN933	screw M8X30 SG DIN933 10.9/Geomet-500
	7	6	M8 A2 DIN934	nut M8 A2
	8	6	M8 A2 DIN125A	washer M8 A2
	9	6	M8 A2 DIN127B	lock washer A2
v	10	6	M8 SZ DIN137B	crinkle washer
	11	3	3.5x30 A2 T10	D-PT 3.5x30 ro he A2 T10 selftap
	12	6	Not supplied	Load cable cable lug M8x70mm2
v	13	3	CBL P SFTP 0.5BK	patch cable BK 0.5m RJ45

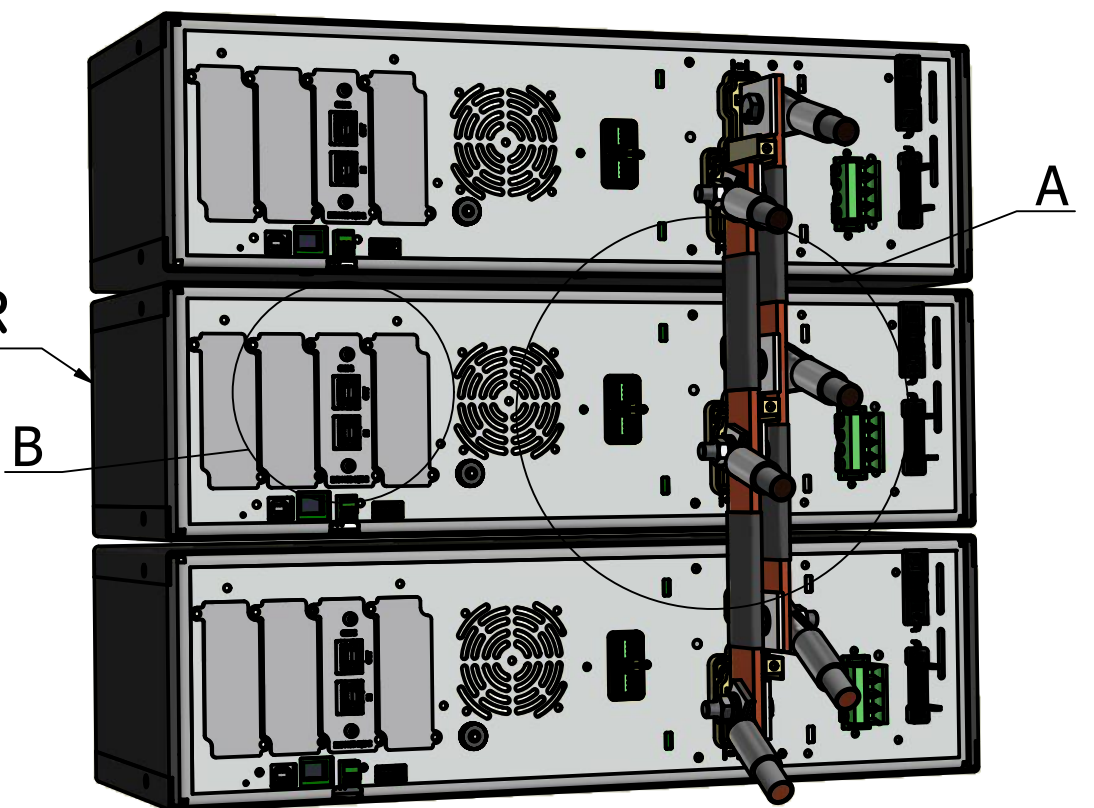
REVISIONS		DATE	NAME	SURFACE TREATMENT:	MAT:
REMARK:					DIM: mm Tol.: ± 0.2
				NAME DESIGNER	Delta Elektronika B.V.
				S.Janse	VISSERSDIJK 4
				DATE	4301 ND ZIERIKZEE
				23-06-2020	NETHERLANDS
TITLE: MASTER SLAVE assembly 3 units				DWG	
				A3 SHEET 1-2	

\* ORDER SEPARATELY





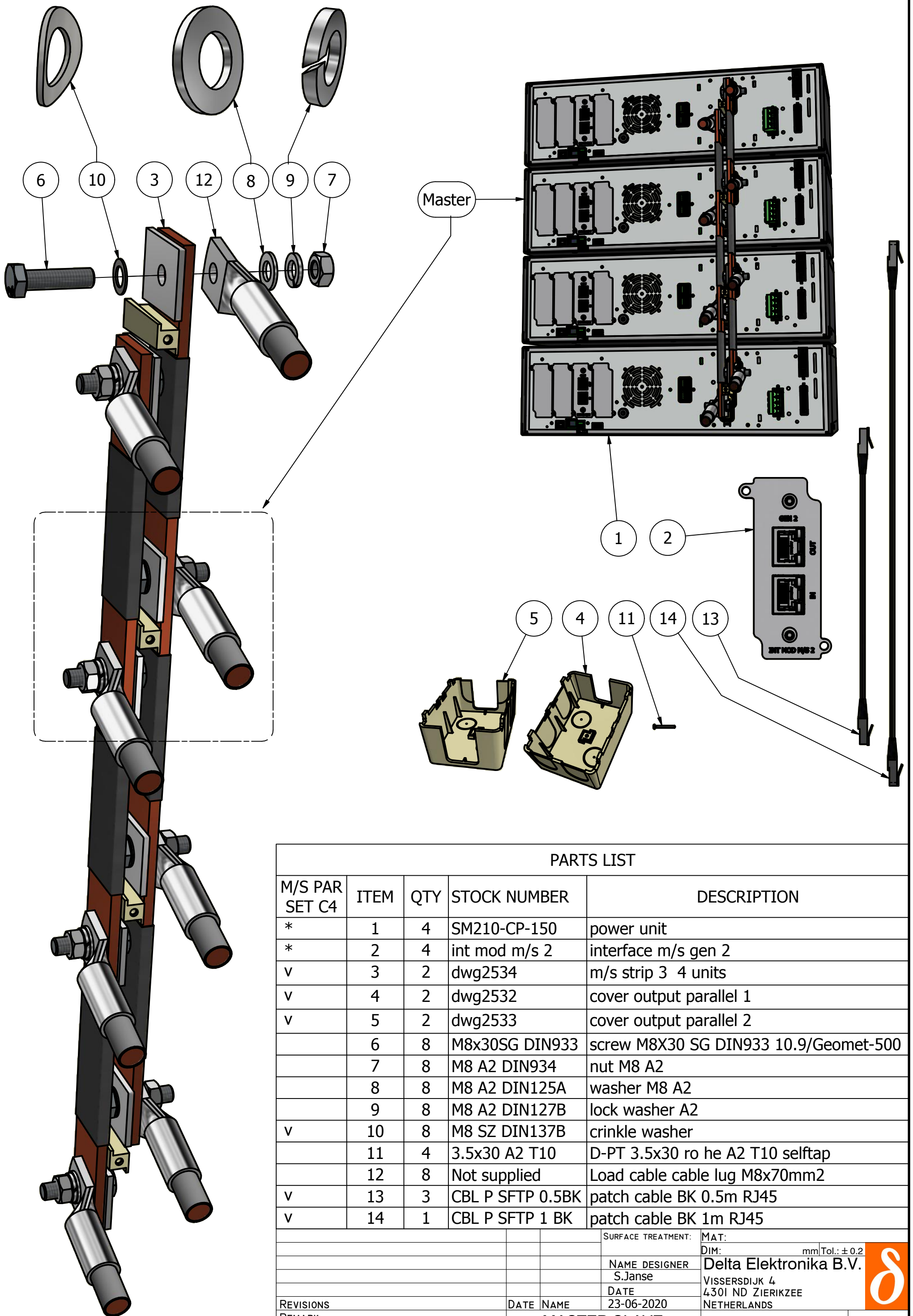
MASTER



SM210-CP-I50 (3x)

			SURFACE TREATMENT:	MAT:
				DIM: mm Tol.: ± 0.2
			NAME DESIGNER	Delta Elektronika B.V.
			S.Janse	VISSERSDIJK 4
			DATE	4301 ND ZIERIKZEE
			23-06-2020	NETHERLANDS
REVISIONS	DATE	NAME	TITLE: MASTER SLAVE	
REMARK:			assembly 3 units	
			DWG	A3
				SHEET 2-2

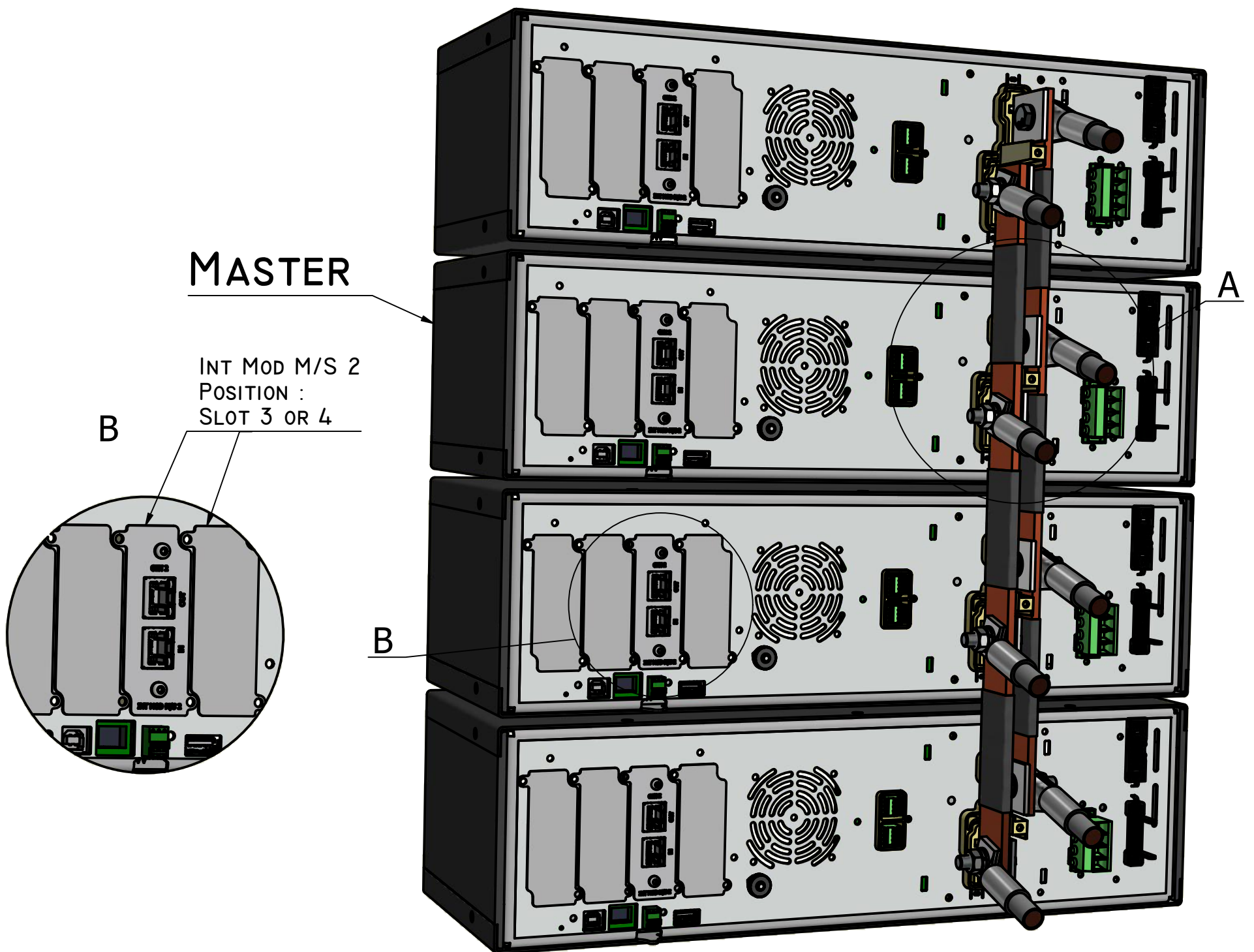
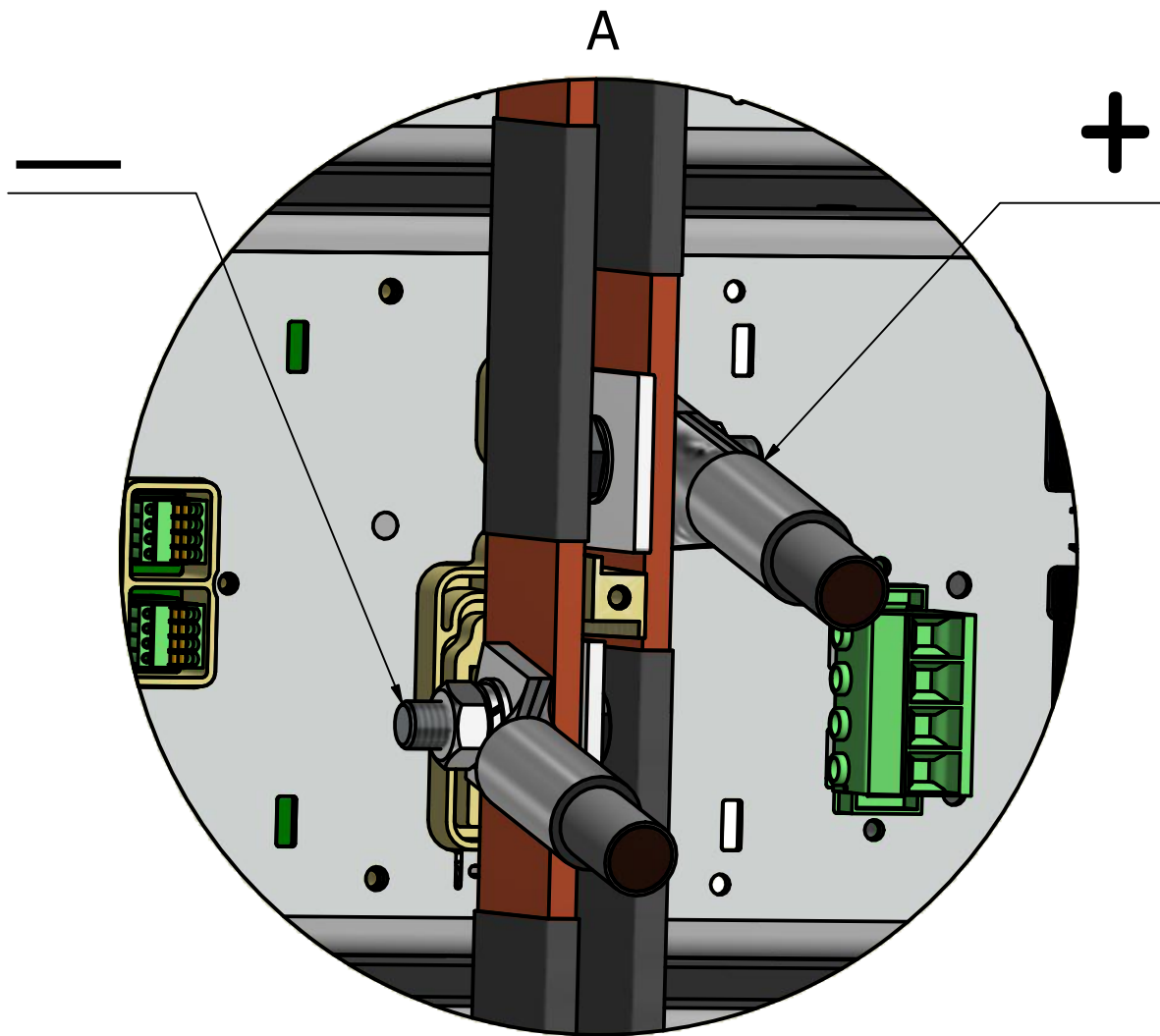




\* ORDER SEPARATELY

PARTS LIST				
M/S PAR SET C4	ITEM	QTY	STOCK NUMBER	DESCRIPTION
*	1	4	SM210-CP-150	power unit
*	2	4	int mod m/s 2	interface m/s gen 2
v	3	2	dwg2534	m/s strip 3 4 units
v	4	2	dwg2532	cover output parallel 1
v	5	2	dwg2533	cover output parallel 2
	6	8	M8x30SG DIN933	screw M8X30 SG DIN933 10.9/Geomet-500
	7	8	M8 A2 DIN934	nut M8 A2
	8	8	M8 A2 DIN125A	washer M8 A2
	9	8	M8 A2 DIN127B	lock washer A2
v	10	8	M8 SZ DIN137B	crinkle washer
	11	4	3.5x30 A2 T10	D-PT 3.5x30 ro he A2 T10 selftap
	12	8	Not supplied	Load cable cable lug M8x70mm2
v	13	3	CBL P SFTP 0.5BK	patch cable BK 0.5m RJ45
v	14	1	CBL P SFTP 1 BK	patch cable BK 1m RJ45
			SURFACE TREATMENT:	MAT:
				DIM: mm Tol.: ± 0.2
			NAME DESIGNER	Delta Elektronika B.V.
			S.Janse	VISSERSDIJK 4
			DATE	4301 ND ZIERIKZEE
			23-06-2020	NETHERLANDS
REVISIONS		DATE	NAME	
REMARK:		TITLE: MASTER SLAVE		
		assembly 4 units		
				DWG
				A3
				SHEET 1-2

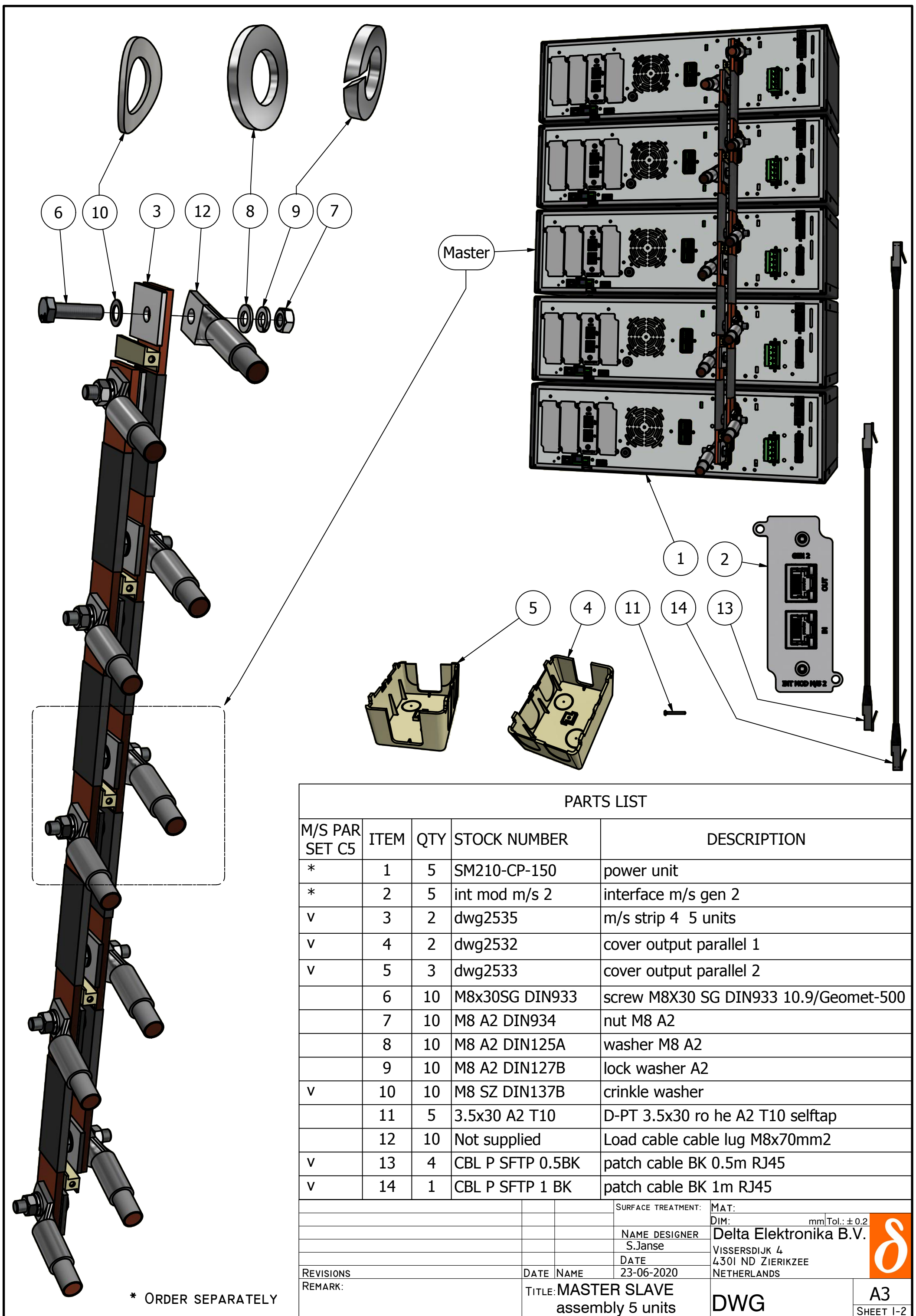




SM210-CP-I50 (4x)

			SURFACE TREATMENT:	MAT:
				DIM: mm Tol.: ± 0.2
			NAME DESIGNER	Delta Elektronika B.V.
			S.Janse	VISSERSDIJK 4
			DATE	4301 ND ZIERIKZEE
			23-06-2020	NETHERLANDS
REVISIONS	DATE	NAME	TITLE: MASTER SLAVE	
REMARK:			assembly 4 units	
			DWG	A3
				SHEET 2-2





PARTS LIST

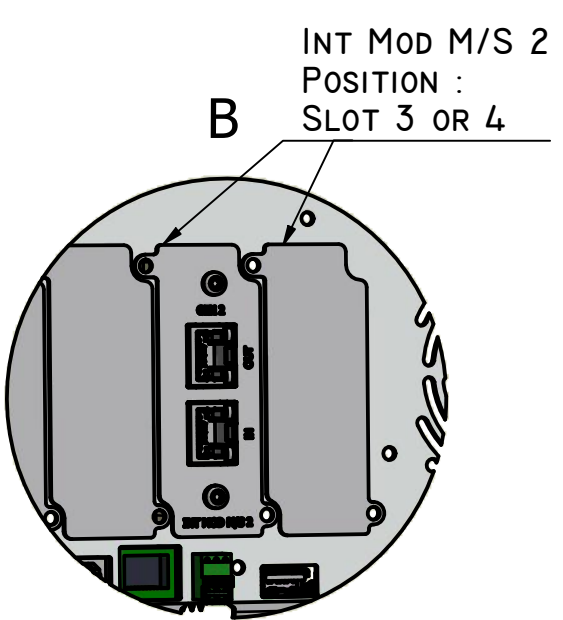
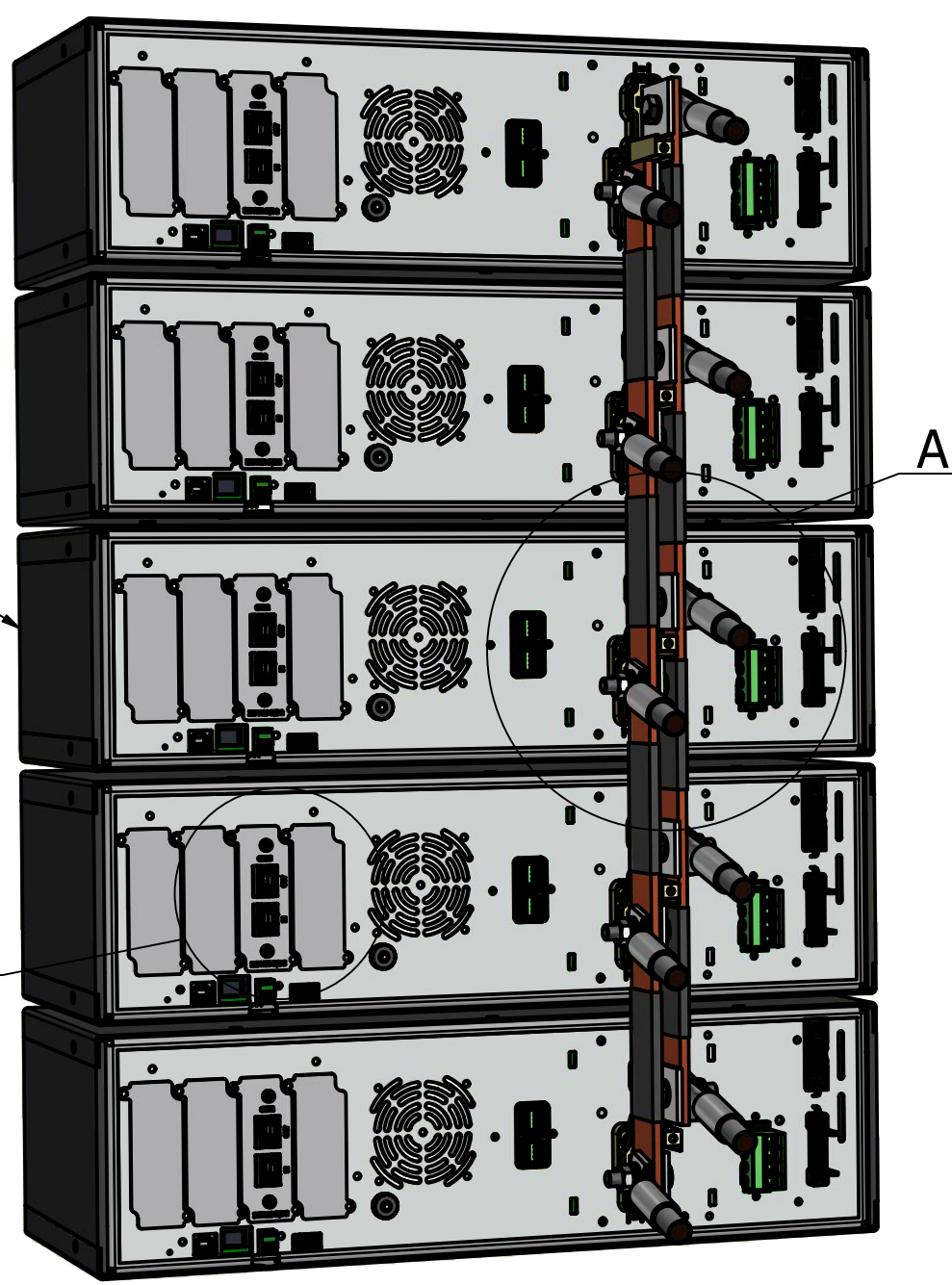
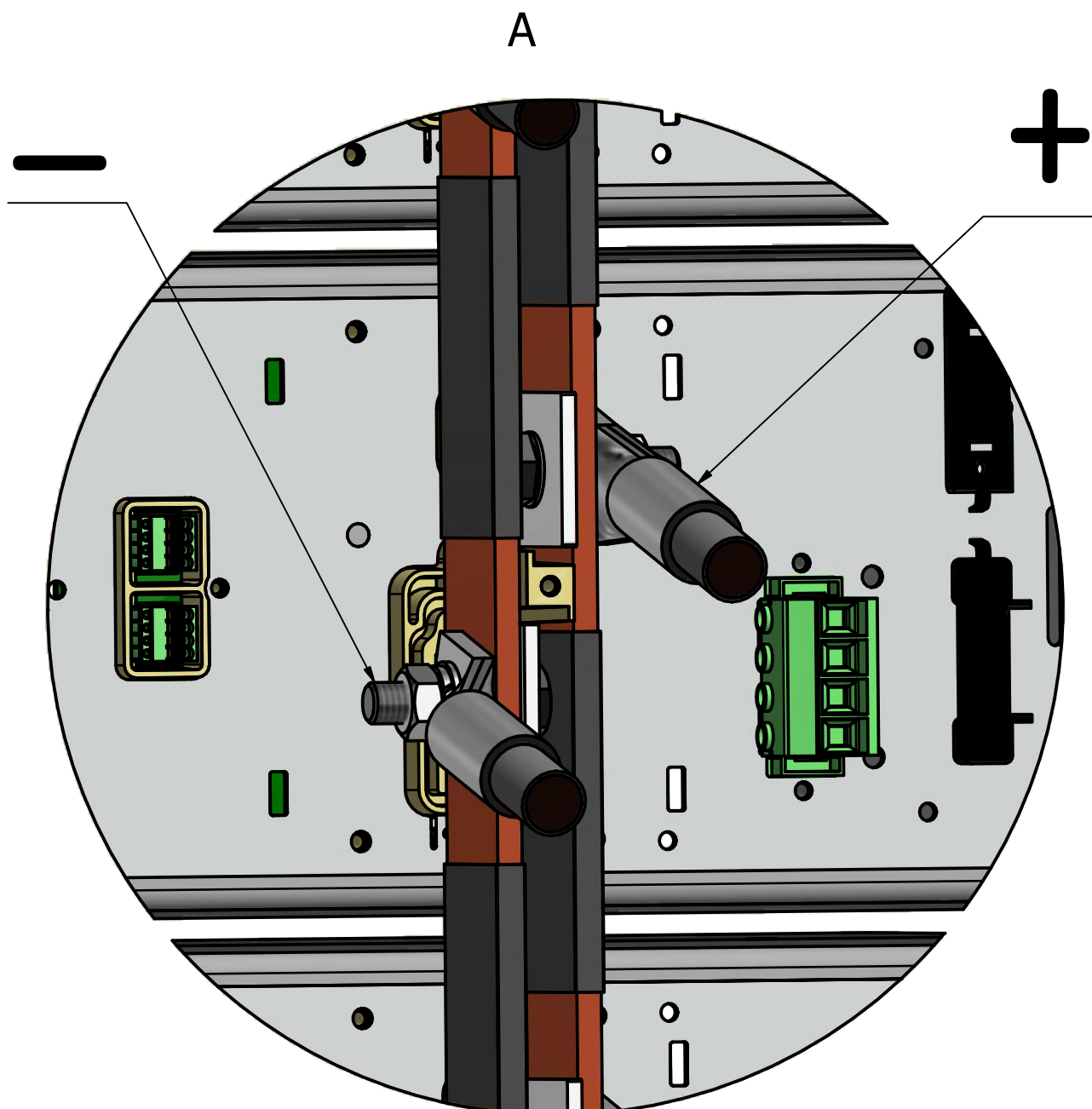
M/S PAR SET C5	ITEM	QTY	STOCK NUMBER	DESCRIPTION
*	1	5	SM210-CP-150	power unit
*	2	5	int mod m/s 2	interface m/s gen 2
v	3	2	dwg2535	m/s strip 4 5 units
v	4	2	dwg2532	cover output parallel 1
v	5	3	dwg2533	cover output parallel 2
	6	10	M8x30SG DIN933	screw M8X30 SG DIN933 10.9/Geomet-500
	7	10	M8 A2 DIN934	nut M8 A2
	8	10	M8 A2 DIN125A	washer M8 A2
	9	10	M8 A2 DIN127B	lock washer A2
v	10	10	M8 SZ DIN137B	crinkle washer
	11	5	3.5x30 A2 T10	D-PT 3.5x30 ro he A2 T10 selftap
	12	10	Not supplied	Load cable cable lug M8x70mm2
v	13	4	CBL P SFTP 0.5BK	patch cable BK 0.5m RJ45
v	14	1	CBL P SFTP 1 BK	patch cable BK 1m RJ45

\* ORDER SEPARATELY

REVISIONS	DATE	NAME	SURFACE TREATMENT:	MAT:
REMARK:				DIM: mm Tol.: ± 0.2
			NAME DESIGNER	Delta Elektronika B.V.
			S.Janse	VISSERSDIJK 4
			DATE	4301 ND ZIERIKZEE
			23-06-2020	NETHERLANDS
TITLE: MASTER SLAVE assembly 5 units			DWG	A3
				SHEET 1-2





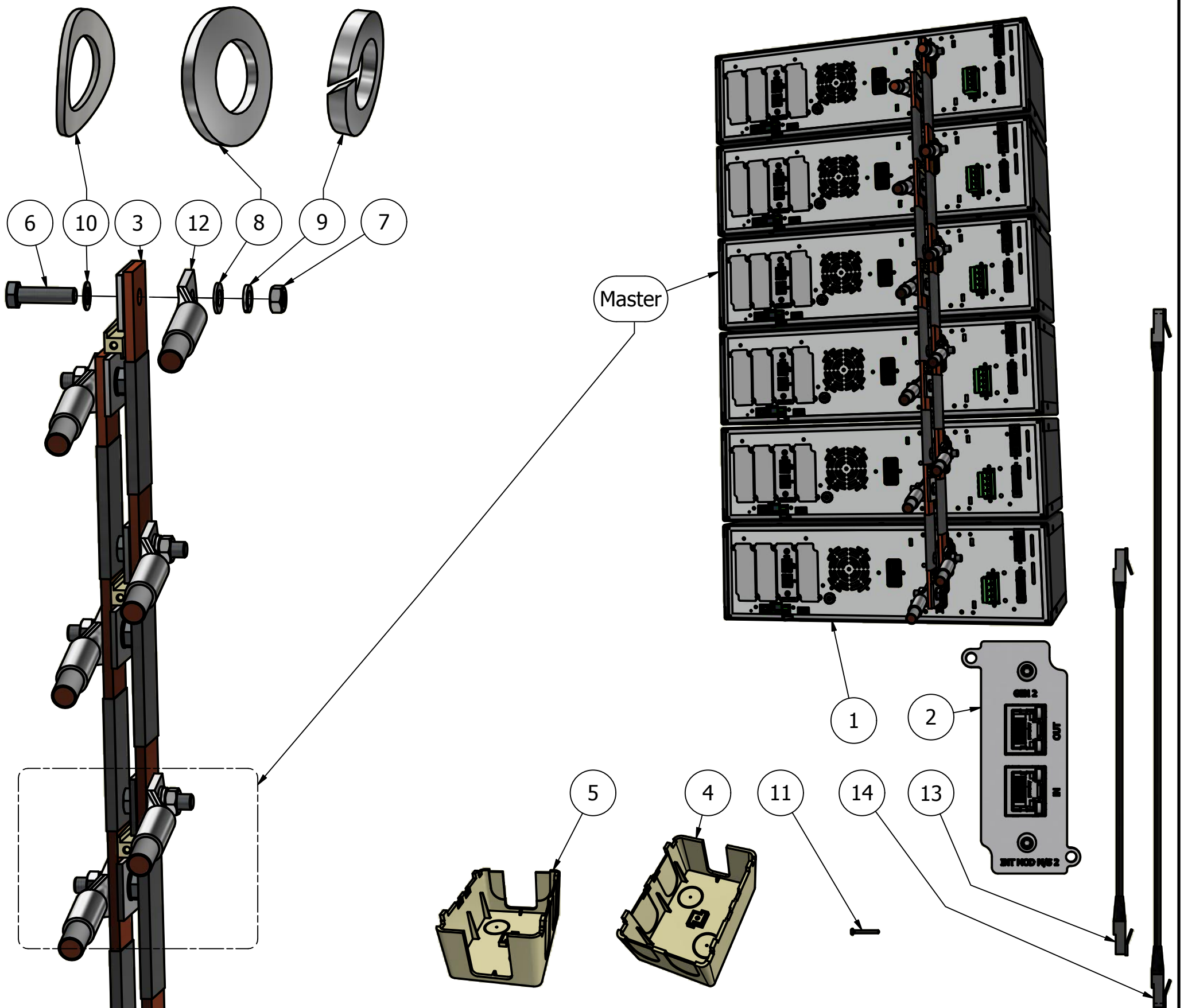


MASTER

SM210-CP-I50 (5x)

			SURFACE TREATMENT:	MAT:
				DIM: mm Tol.: ± 0.2
			NAME DESIGNER	Delta Elektronika B.V.
			S.Janse	VISSERSDIJK 4
			DATE	4301 ND ZIERIKZEE
			23-06-2020	NETHERLANDS
REVISIONS	DATE	NAME	TITLE: MASTER SLAVE	
REMARK:			assembly 5 units	
			DWG	A3
				SHEET 2-2





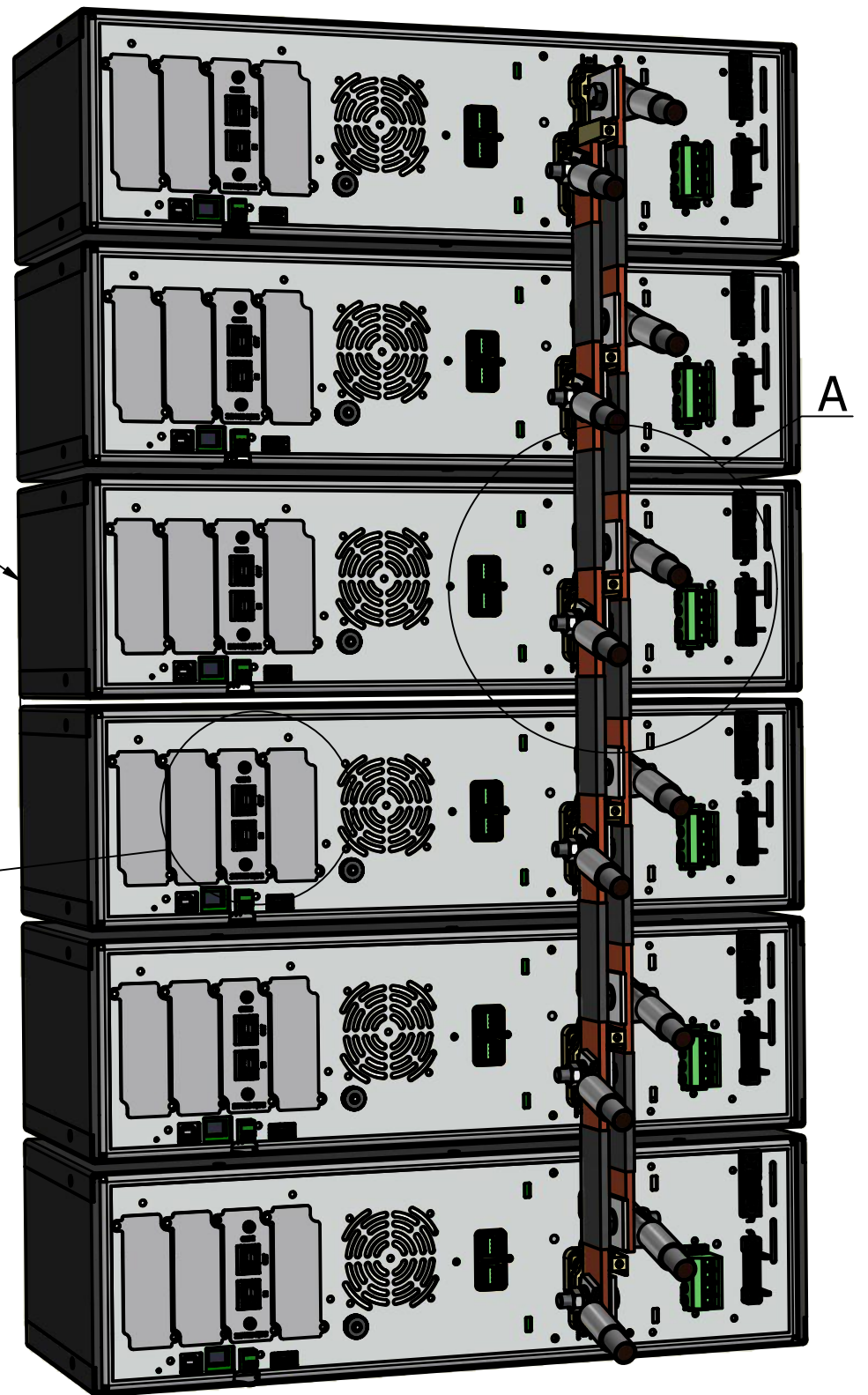
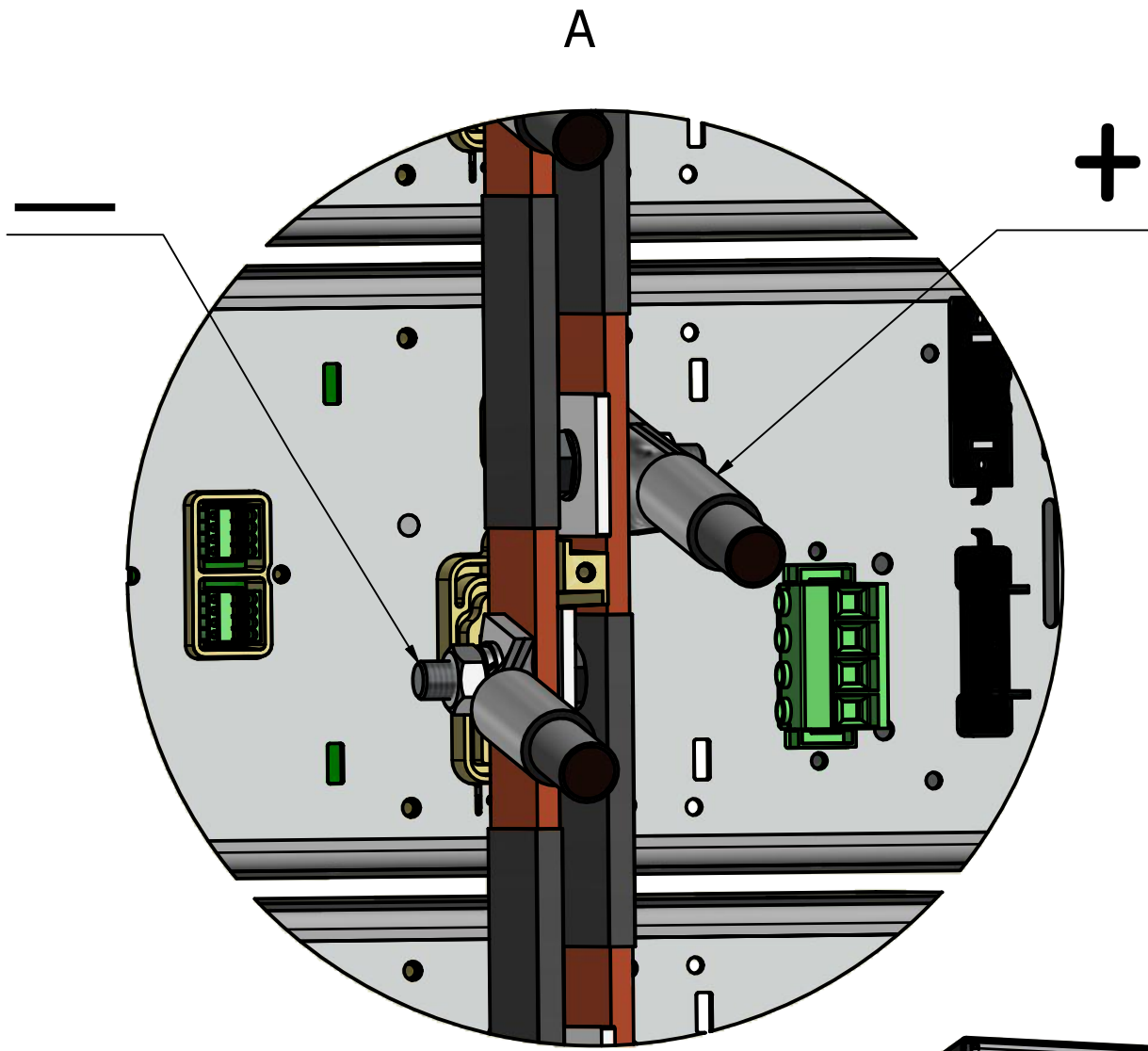
PARTS LIST

M/S PAR SET C6	ITEM	QTY	STOCK NUMBER	DESCRIPTION
*	1	6	SM210-CP-150	power unit
*	2	6	int mod m/s 2	interface m/s gen 2
v	3	2	dwg2536	m/s strip 5 6 units
v	4	2	dwg2532	cover output parallel 1
v	5	4	dwg2533	cover output parallel 2
	6	12	M8x30SG DIN933	screw M8X30 SG DIN933 10.9/Geomet-500
	7	12	M8 A2 DIN934	nut M8 A2
	8	12	M8 A2 DIN125A	washer M8 A2
	9	12	M8 A2 DIN127B	lock washer A2
v	10	12	M8 SZ DIN137B	crinkle washer
	11	6	3.5x30 A2 T10	D-PT 3.5x30 ro he A2 T10 selftap
	12	12	Not supplied	Load cable cable lug M8x70mm2
v	13	5	CBL P SFTP 0.5BK	patch cable BK 0.5m RJ45
v	14	1	CBL P SFTP 1 BK	patch cable BK 1m RJ45

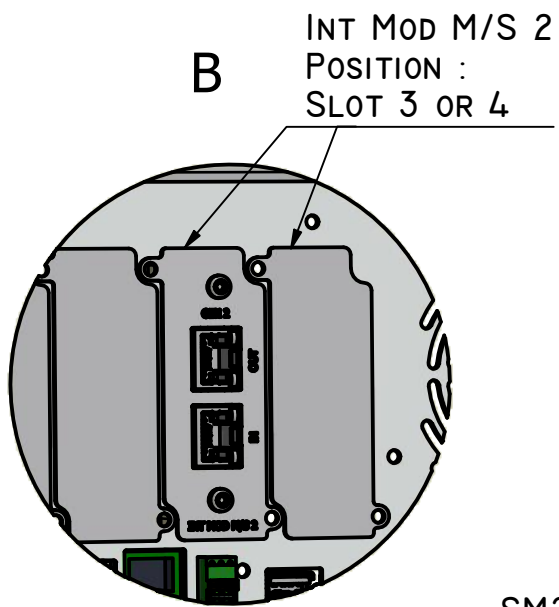
\* ORDER SEPARATELY

REVISIONS	DATE	NAME	SURFACE TREATMENT:	MAT:
REMARK:				DIM: mm Tol.: ± 0.2
			NAME DESIGNER	Delta Elektronika B.V.
			S.Janse	VISSERSDIJK 4
			DATE	4301 ND ZIERIKZEE
			23-06-2020	NETHERLANDS
TITLE: MASTER SLAVE assembly 6 units			DWG	A3
				SHEET 1-2





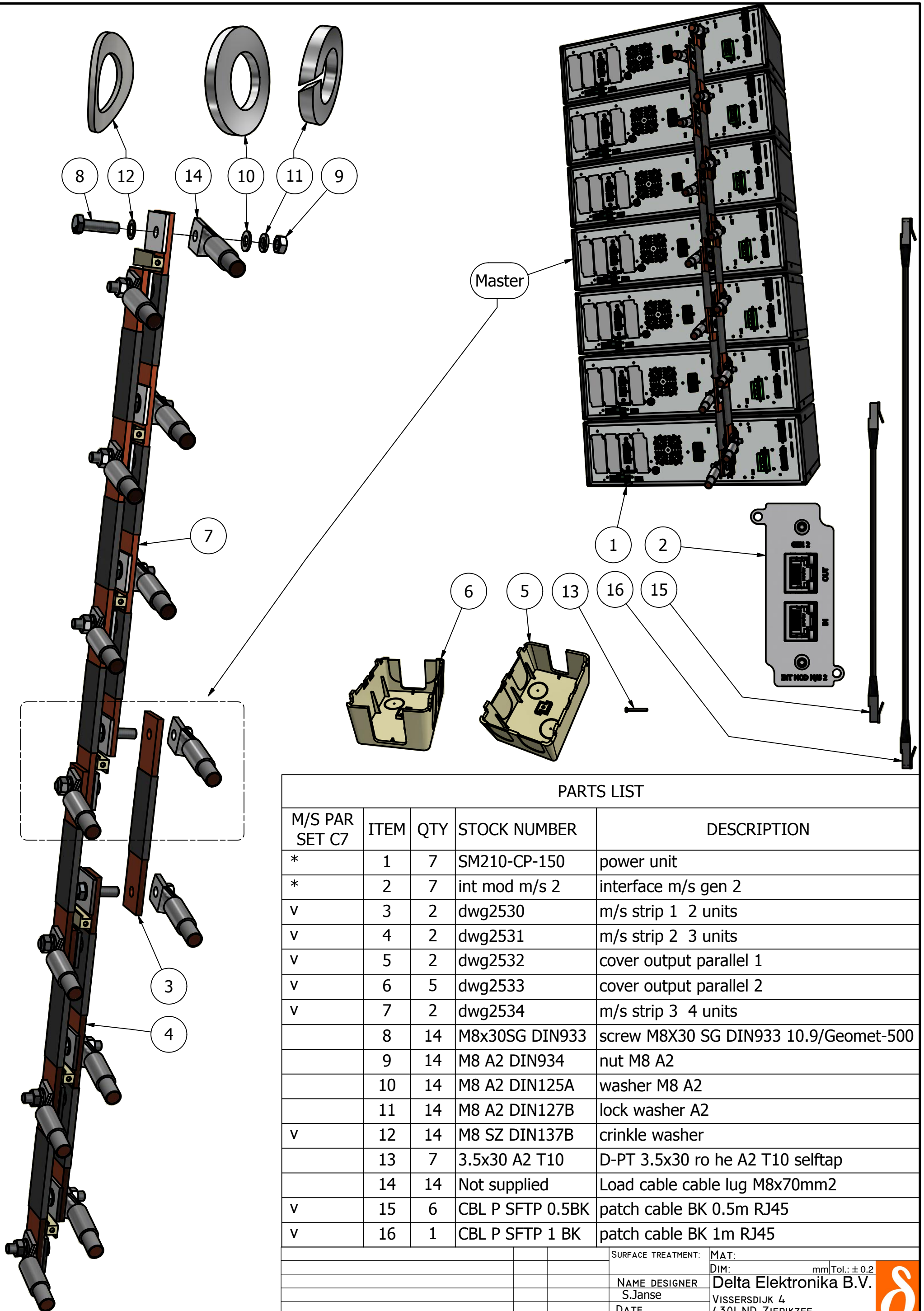
MASTER



SM210-CP-I50 (6x)

			SURFACE TREATMENT:	MAT:
				DIM: mm Tol.: ± 0.2
			NAME DESIGNER	Delta Elektronika B.V.
			S.Janse	VISSERSDIJK 4
			DATE	4301 ND ZIERIKZEE
			23-06-2020	NETHERLANDS
REVISIONS	DATE	NAME	TITLE: MASTER SLAVE	
REMARK:			assembly 6 units	
			DWG	A3
				SHEET 2-2






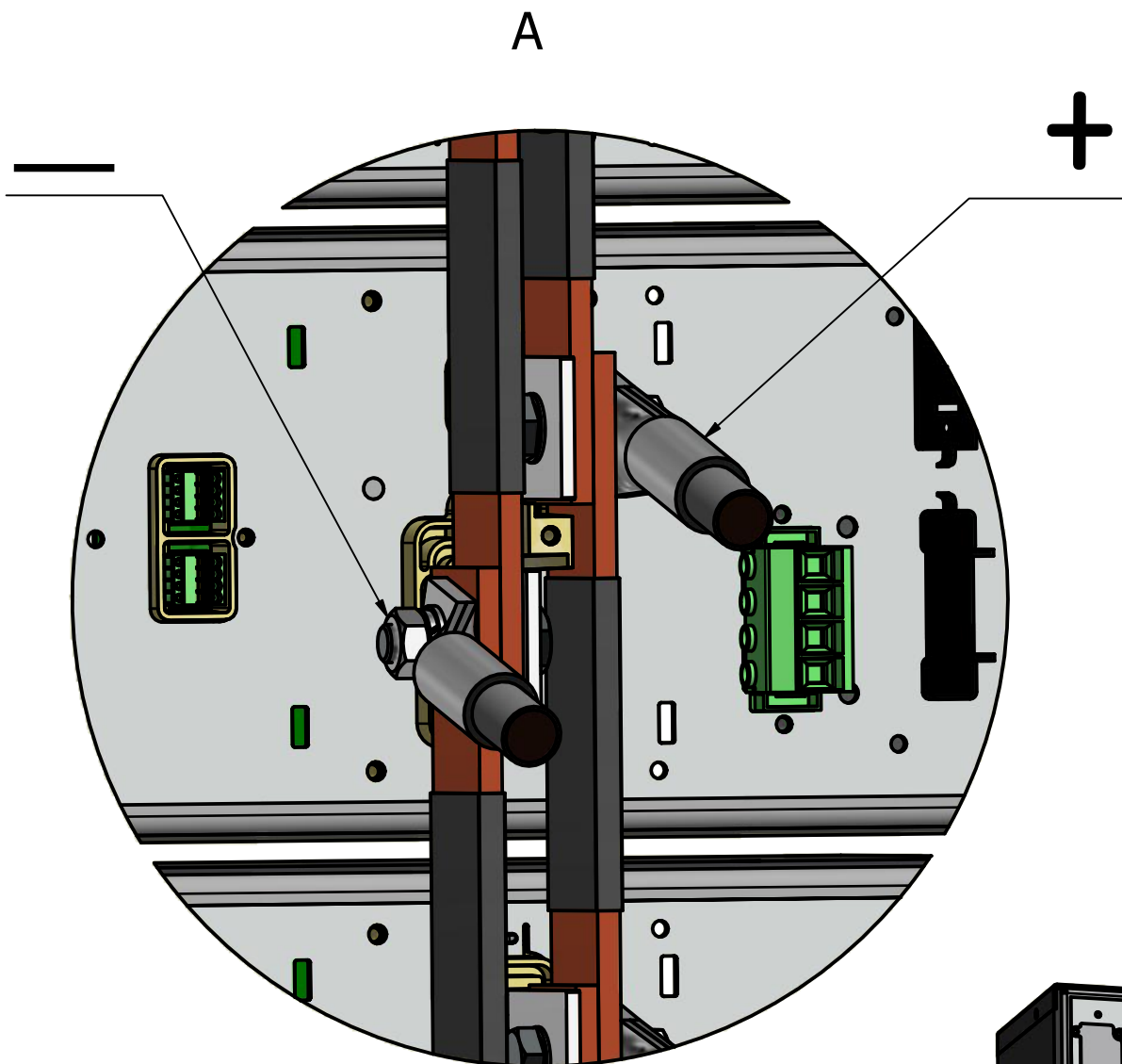
PARTS LIST

M/S PAR SET C7	ITEM	QTY	STOCK NUMBER	DESCRIPTION
*	1	7	SM210-CP-150	power unit
*	2	7	int mod m/s 2	interface m/s gen 2
v	3	2	dwg2530	m/s strip 1 2 units
v	4	2	dwg2531	m/s strip 2 3 units
v	5	2	dwg2532	cover output parallel 1
v	6	5	dwg2533	cover output parallel 2
v	7	2	dwg2534	m/s strip 3 4 units
	8	14	M8x30SG DIN933	screw M8X30 SG DIN933 10.9/Geomet-500
	9	14	M8 A2 DIN934	nut M8 A2
	10	14	M8 A2 DIN125A	washer M8 A2
	11	14	M8 A2 DIN127B	lock washer A2
v	12	14	M8 SZ DIN137B	crinkle washer
	13	7	3.5x30 A2 T10	D-PT 3.5x30 ro he A2 T10 selftap
	14	14	Not supplied	Load cable cable lug M8x70mm2
v	15	6	CBL P SFTP 0.5BK	patch cable BK 0.5m RJ45
v	16	1	CBL P SFTP 1 BK	patch cable BK 1m RJ45

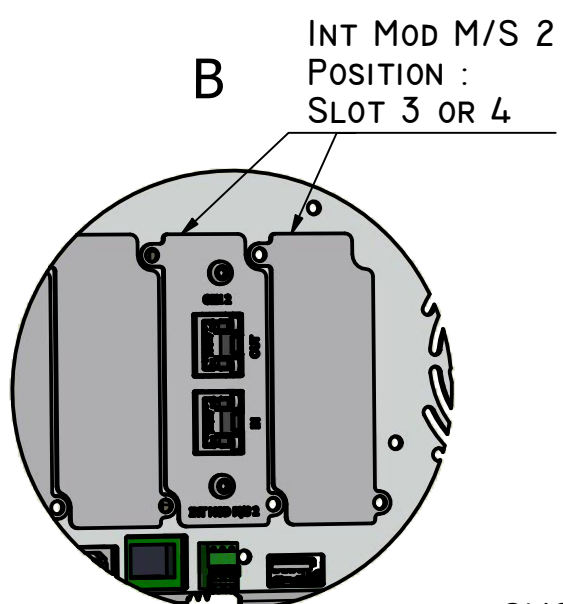
\* ORDER SEPARATELY

REVISIONS	DATE	NAME	SURFACE TREATMENT:	MAT:
REMARK:				DIM: mm Tol.: ± 0.2
			NAME DESIGNER	Delta Elektronika B.V.
			S.Janse	VISSERSDIJK 4
			DATE	4301 ND ZIERIKZEE
			23-06-2020	NETHERLANDS
TITLE: MASTER SLAVE assembly 7 units			DWG	A3
				SHEET I-2





MASTER

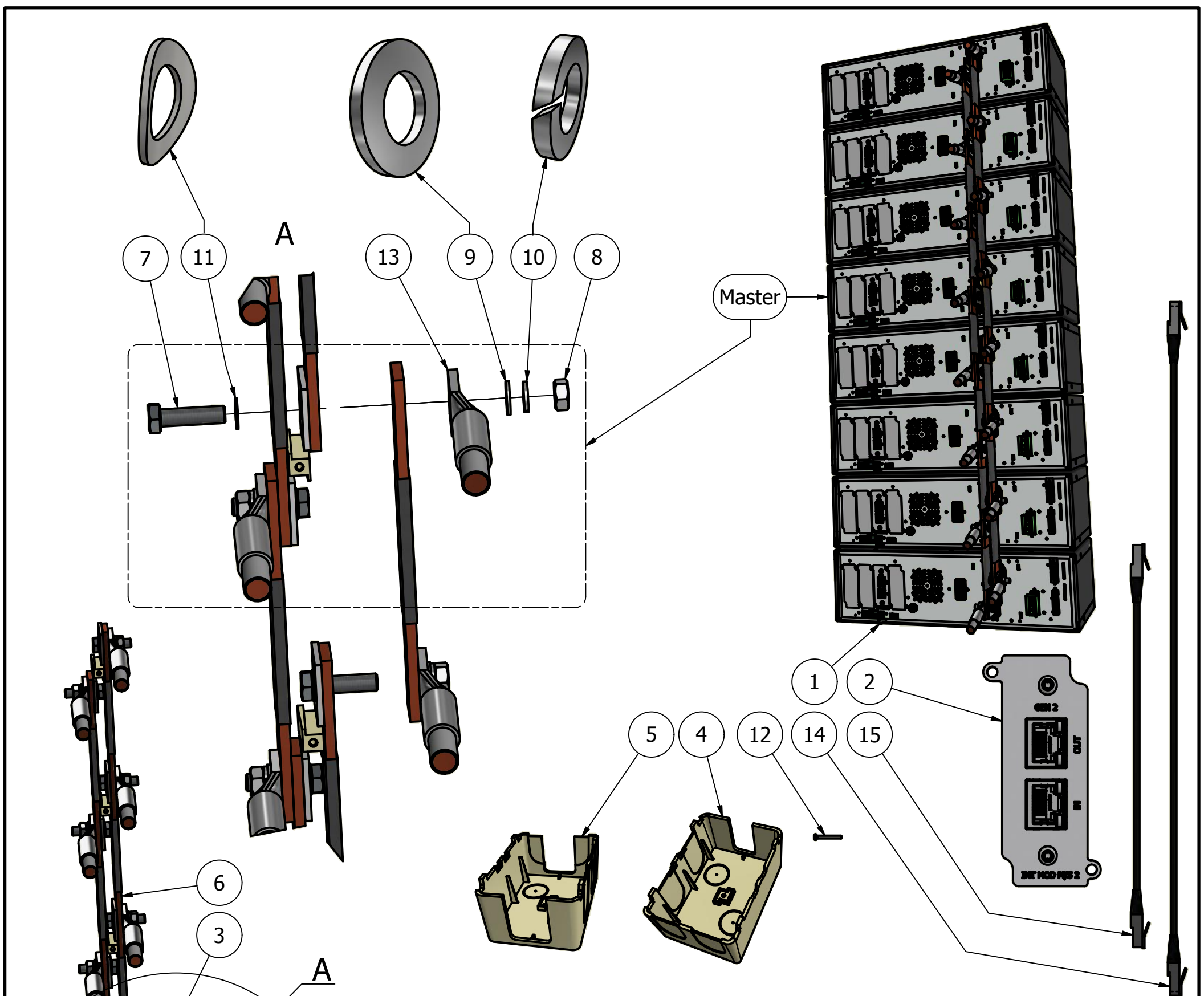


INT MOD M/S 2  
POSITION :  
SLOT 3 OR 4

SM210-CP-I50 (7x)

			SURFACE TREATMENT:	MAT:
				DIM: mm Tol.: ± 0.2
			NAME DESIGNER	Delta Elektronika B.V.
			S.Janse	VISSERSDIJK 4
			DATE	4301 ND ZIERIKZEE
			23-06-2020	NETHERLANDS
REVISIONS	DATE	NAME	TITLE: MASTER SLAVE	
REMARK:			assembly 7 units	
			DWG	A3
				SHEET 2-2



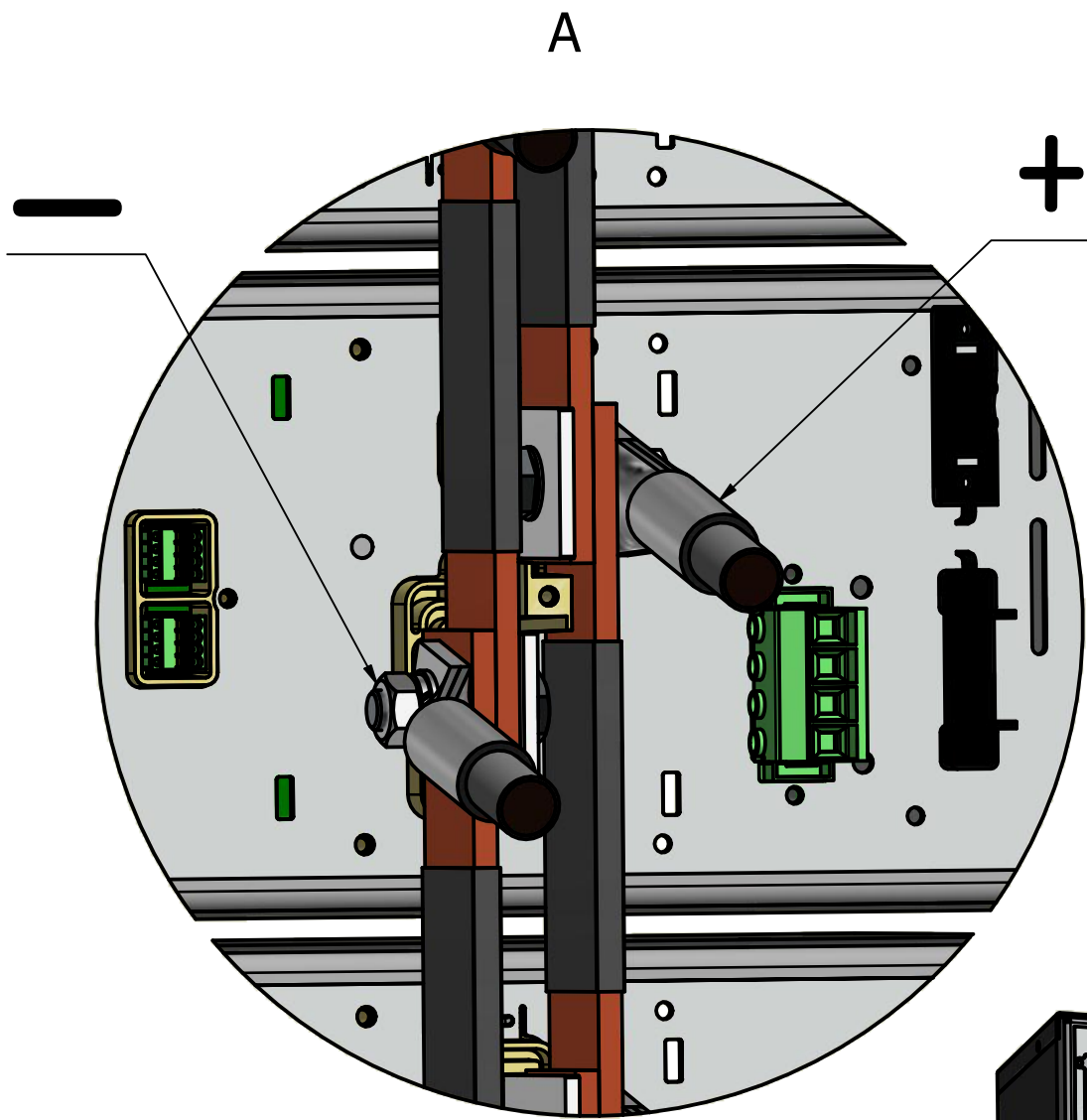


PARTS LIST				
M/S PAR SET C8	ITEM	QTY	STOCK NUMBER	DESCRIPTION
*	1	8	SM210-CP-150	power unit
*	2	8	int mod m/s 2	interface m/s gen 2
v	3	2	dwg2530	m/s strip 1 2 units
v	4	2	dwg2532	cover output parallel 1
v	5	6	dwg2533	cover output parallel 2
v	6	4	dwg2534	m/s strip 3 4 units
	7	16	M8x30SG DIN933	screw M8X30 SG DIN933 10.9/Geomet-500
	8	16	M8 A2 DIN934	nut M8 A2
	9	16	M8 A2 DIN125A	washer M8 A2
	10	16	M8 A2 DIN127B	lock washer A2
v	11	16	M8 SZ DIN137B	crinkle washer
	12	8	3.5x30 A2 T10	D-PT 3.5x30 ro he A2 T10 selftap
	13	16	Not supplied	Load cable cable lug M8x70mm2
v	14	7	CBL P SFTP 0.5BK	patch cable BK 0.5m RJ45
v	15	1	CBL P SFTP 1 BK	patch cable BK 1m RJ45


REVISIONS	DATE	NAME	SURFACE TREATMENT:	MAT:
REMARK:				DIM: mm Tol.: ± 0.2
			NAME DESIGNER	Delta Elektronika B.V.
			S.Janse	VISSERSDIJK 4
			DATE	4301 ND ZIERIKZEE
			23-06-2020	NETHERLANDS
TITLE: MASTER SLAVE assembly 8 units			DWG	A3
				SHEET 1-2

\* ORDER SEPARATELY

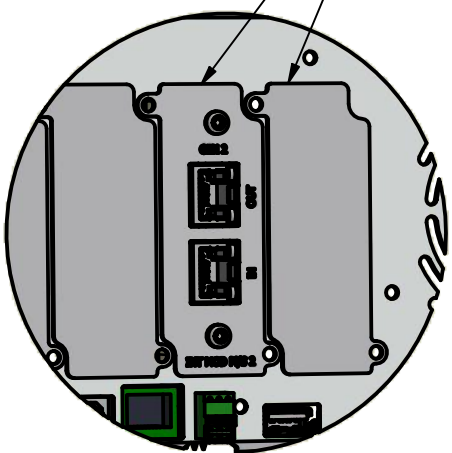




MASTER



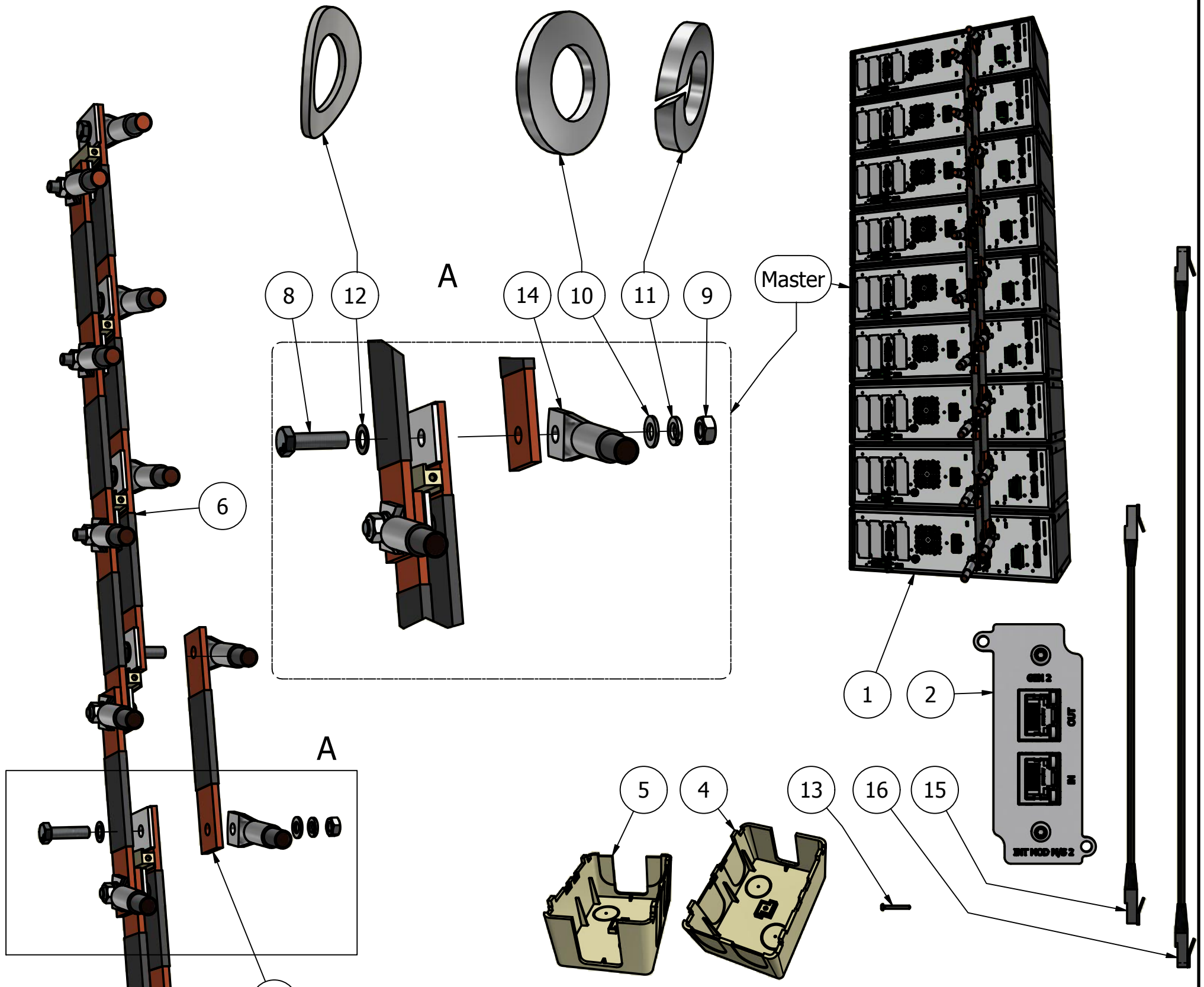
B  
INT MOD M/S 2  
POSITION :  
SLOT 3 OR 4



SM210-CP-I50 (8x)

			SURFACE TREATMENT:	MAT:
				DIM: mm Tol.: ± 0.2
			NAME DESIGNER	Delta Elektronika B.V.
			S.Janse	VISSERSDIJK 4
			DATE	4301 ND ZIERIKZEE
			23-06-2020	NETHERLANDS
REVISIONS	DATE	NAME	TITLE: MASTER SLAVE	
REMARK:			assembly 8 units	
			DWG	A3
				SHEET 2-2





PARTS LIST

M/S PAR SET C9	ITEM	QTY	STOCK NUMBER	DESCRIPTION
*	1	9	SM210-CP-150	power unit
*	2	9	int mod m/s 2	interface m/s gen 2
v	3	2	dwg2530	m/s strip 1 2 units
v	4	2	dwg2532	cover output parallel 1
v	5	7	dwg2533	cover output parallel 2
v	6	2	dwg2534	m/s strip 3 4 units
v	7	2	dwg2535	m/s strip 4 5 units
	8	18	M8x30SG DIN933	screw M8X30 SG DIN933 10.9/Geomet-500
	9	18	M8 A2 DIN934	nut M8 A2
	10	18	M8 A2 DIN125A	washer M8 A2
	11	18	M8 A2 DIN127B	lock washer A2
v	12	18	M8 SZ DIN137B	crinkle washer
	13	9	3.5x30 A2 T10	D-PT 3.5x30 ro he A2 T10 selftap
	14	18	Not supplied	Load cable cable lug M8x70mm2
v	15	8	CBL P SFTP 0.5BK	patch cable BL 0.5m RJ45
v	16	1	CBL P SFTP 2 BK	patch cable BL 2m RJ45

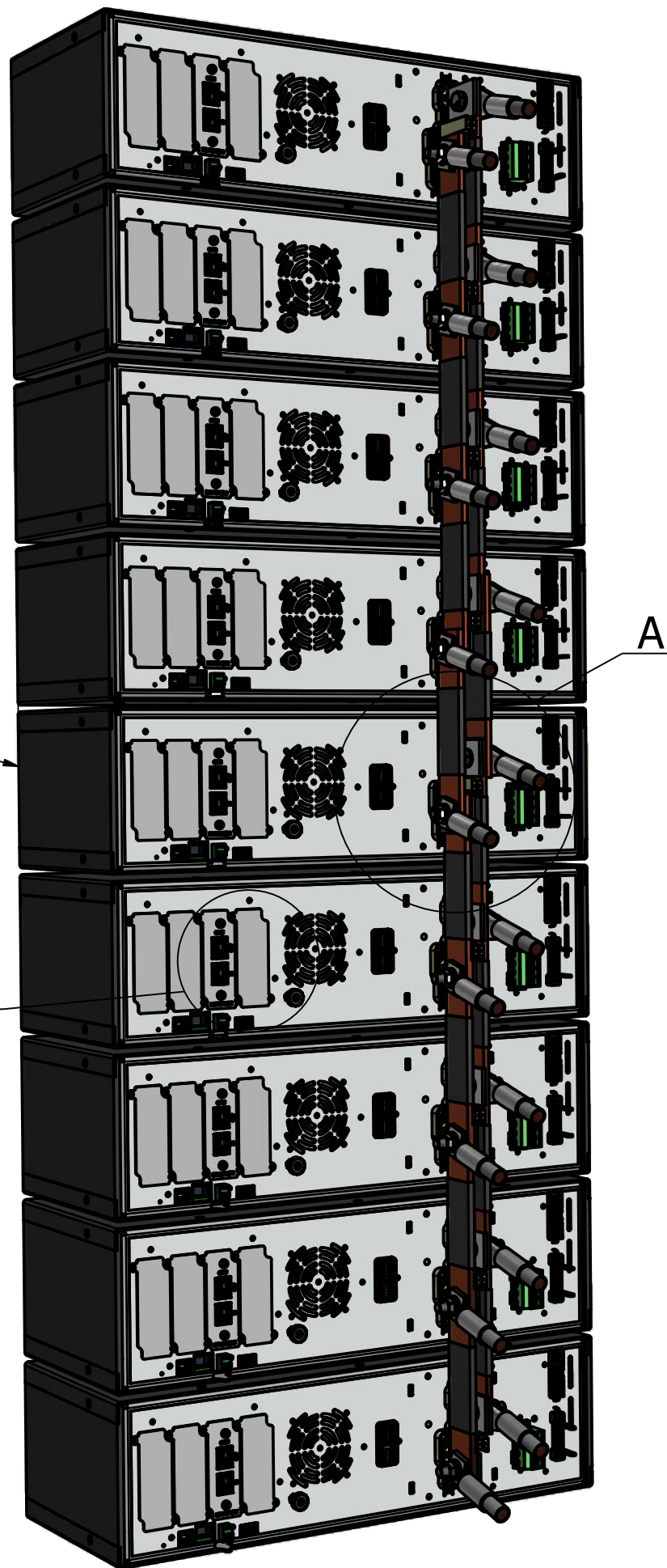
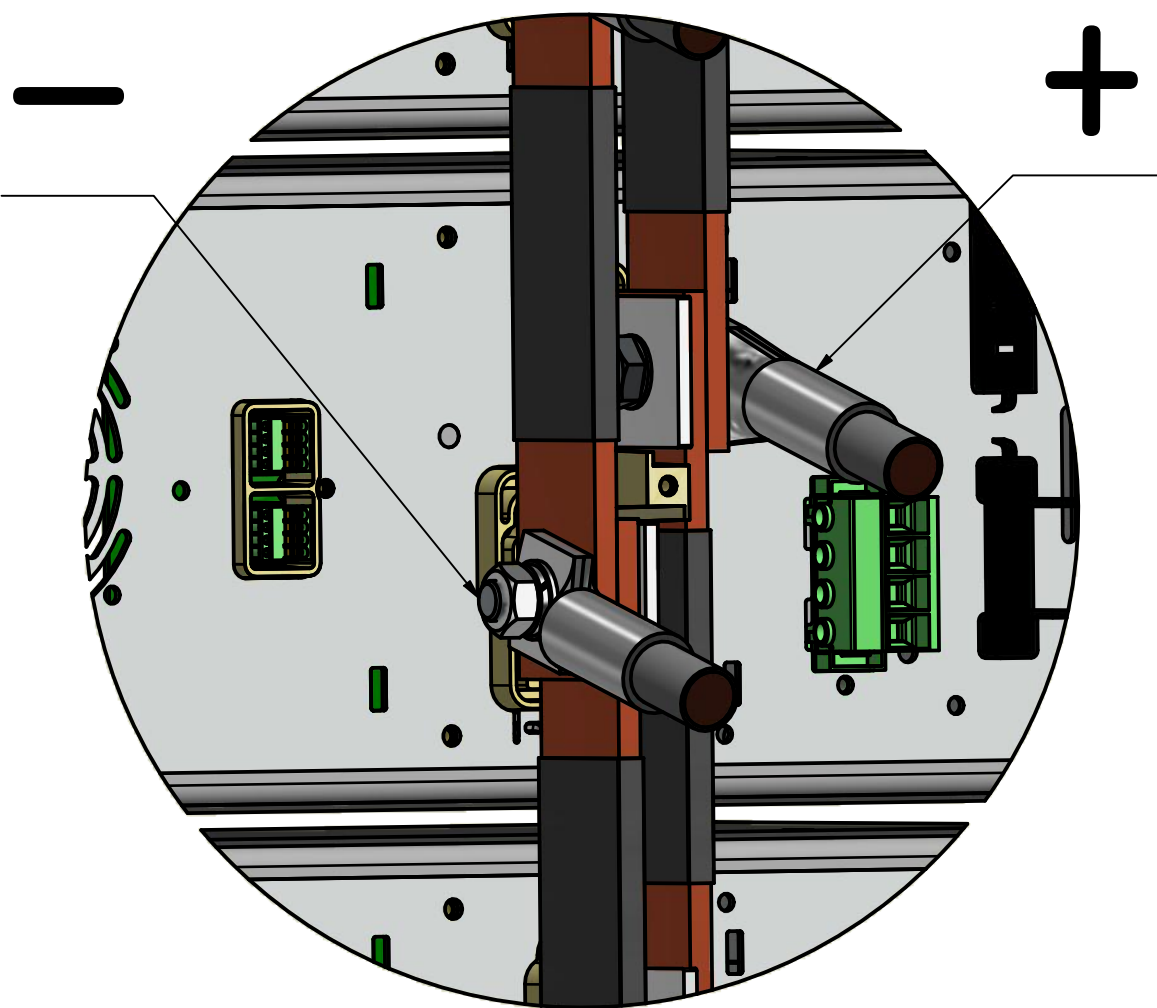
\* ORDER SEPARATELY

REVISIONS	DATE	NAME	SURFACE TREATMENT:	MAT:
REMARK:				DIM: mm Tol.: ± 0.2
			NAME DESIGNER	Delta Elektronika B.V.
			S.Janse	VISSERSDIJK 4
			DATE	4301 ND ZIERIKZEE
			23-06-2020	NETHERLANDS
TITLE: MASTER SLAVE assembly 9 units			DWG	
			A3 SHEET 1-2	





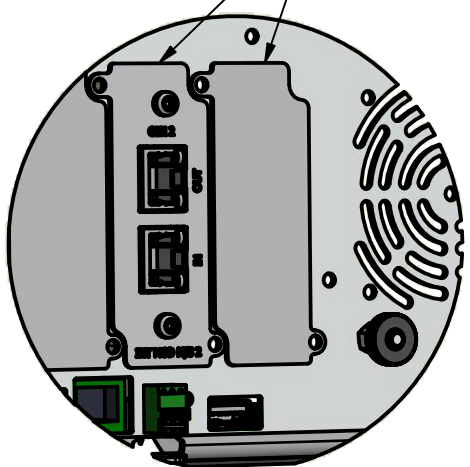
A



MASTER

B

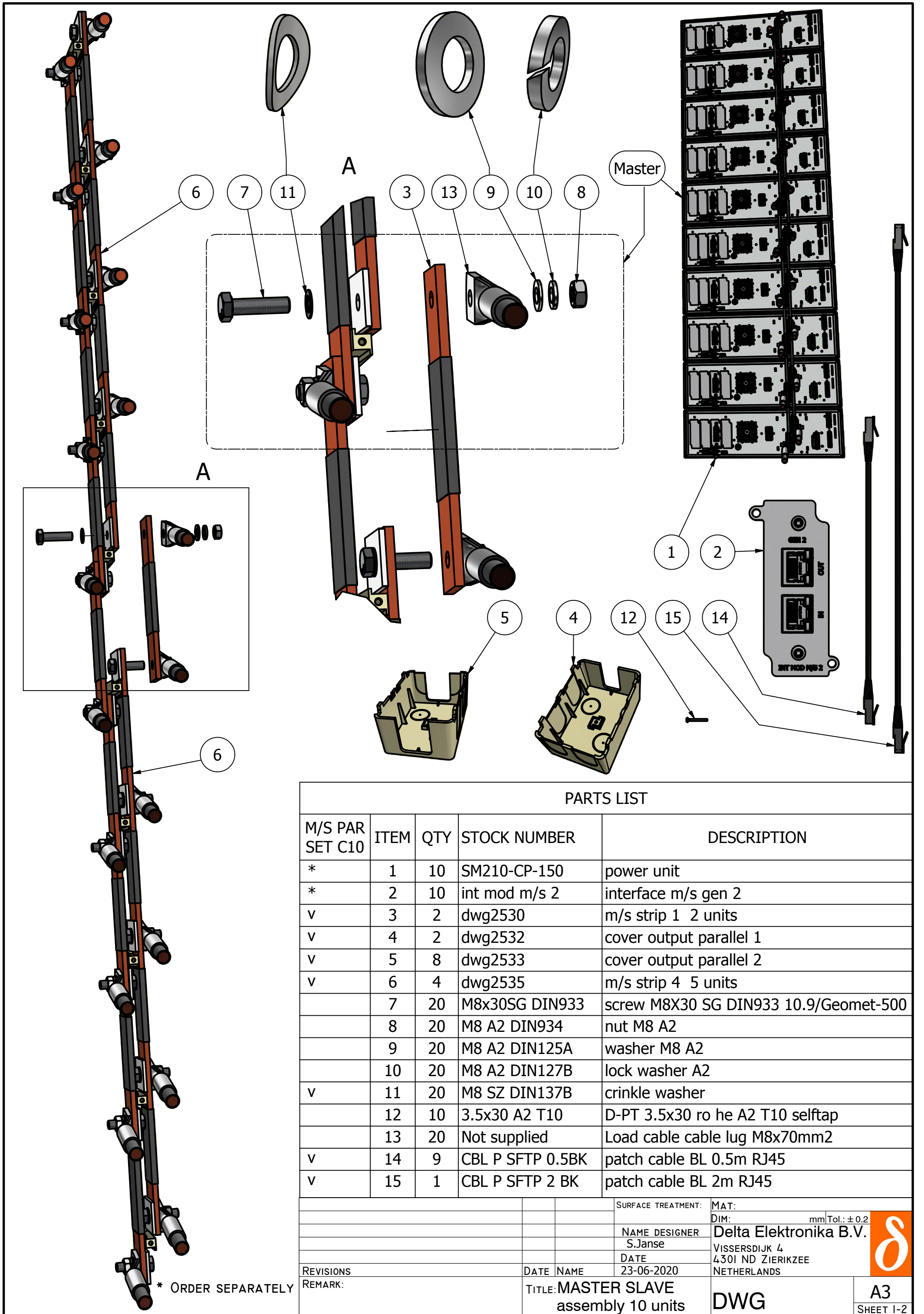
INT MOD M/S 2  
POSITION :  
SLOT 3 OR 4



SM210-CP-I50 (9x)

			SURFACE TREATMENT:	MAT:
				DIM: mm Tol.: ± 0.2
			NAME DESIGNER	Delta Elektronika B.V.
			S.Janse	VISSERSDIJK 4
			DATE	4301 ND ZIERIKZEE
			23-06-2020	NETHERLANDS
REVISIONS	DATE	NAME	TITLE: MASTER SLAVE	
REMARK:			assembly 9 units	
			DWG	A3
				SHEET 2-2



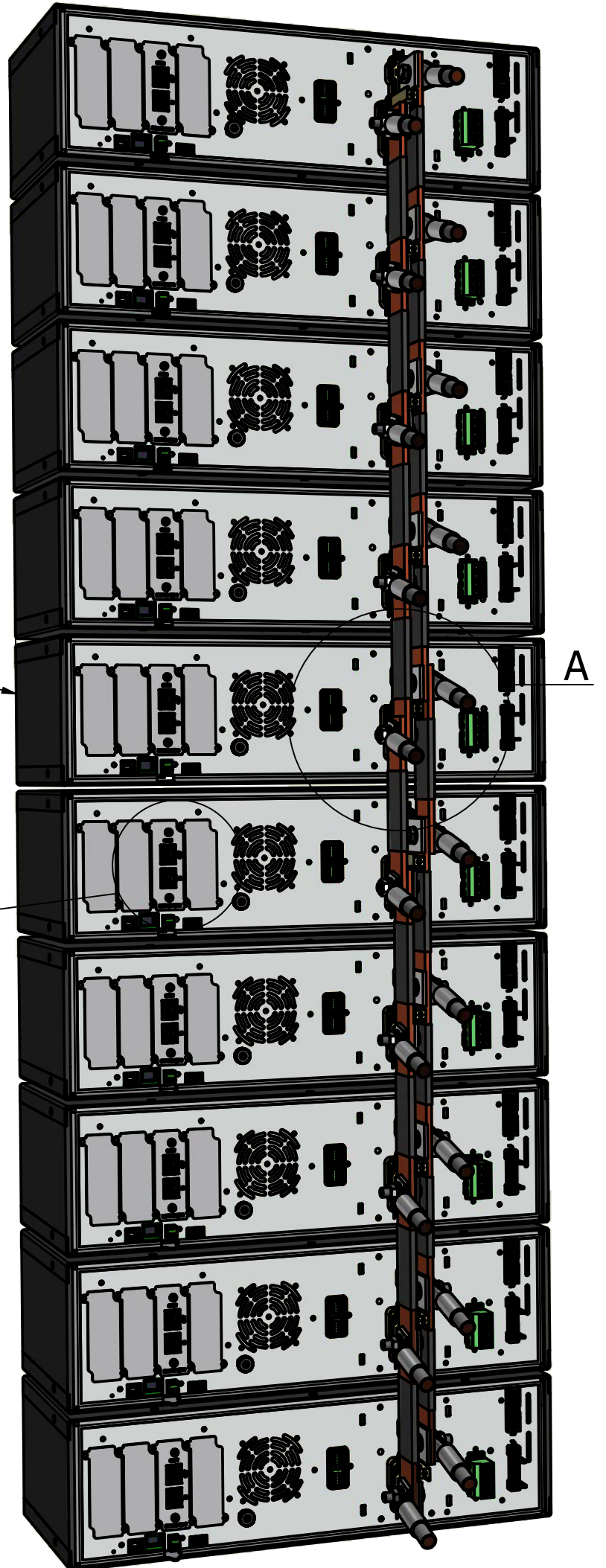
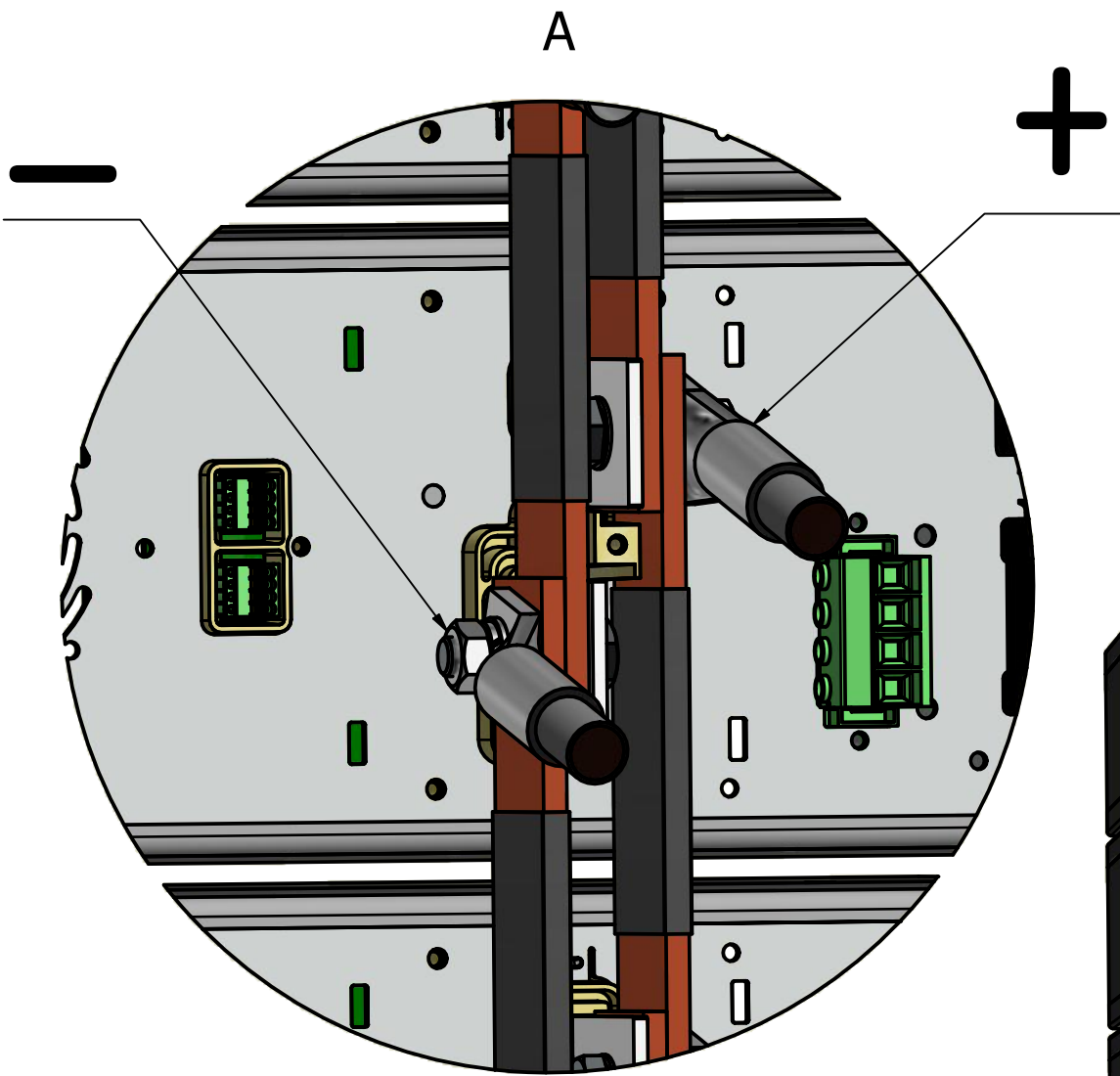


PARTS LIST				
M/S PAR SET C10	ITEM	QTY	STOCK NUMBER	DESCRIPTION
*	1	10	SM210-CP-150	power unit
*	2	10	int mod m/s 2	interface m/s gen 2
v	3	2	dwg2530	m/s strip 1 2 units
v	4	2	dwg2532	cover output parallel 1
v	5	8	dwg2533	cover output parallel 2
v	6	4	dwg2535	m/s strip 4 5 units
	7	20	M8x30SG DIN933	screw M8X30 SG DIN933 10.9/Geomet-500
	8	20	M8 A2 DIN934	nut M8 A2
	9	20	M8 A2 DIN125A	washer M8 A2
	10	20	M8 A2 DIN127B	lock washer A2
v	11	20	M8 SZ DIN137B	crinkle washer
	12	10	3.5x30 A2 T10	D-PT 3.5x30 ro he A2 T10 selftap
	13	20	Not supplied	Load cable cable lug M8x70mm2
v	14	9	CBL P SFTP 0.5BK	patch cable BL 0.5m RJ45
v	15	1	CBL P SFTP 2 BK	patch cable BL 2m RJ45

\* ORDER SEPARATELY

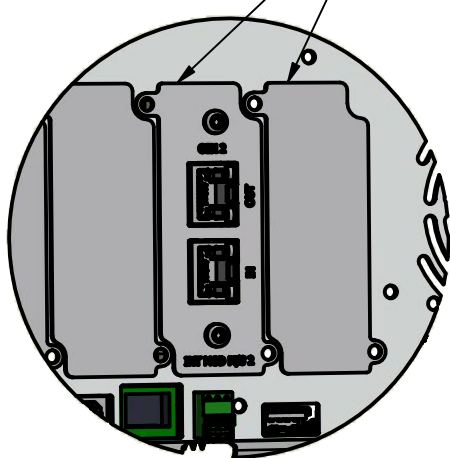
REVISIONS	DATE	NAME	SURFACE TREATMENT:	MAT:
REMARK:				DIM: mm Tol.: ± 0.2
			NAME DESIGNER	Delta Elektronika B.V.
			S.Janse	VISSERSDIJK 4
			DATE	4301 ND ZIERIKZEE
			23-06-2020	NETHERLANDS
TITLE: MASTER SLAVE assembly 10 units			DWG	
			A3 SHEET 1-2	





MASTER

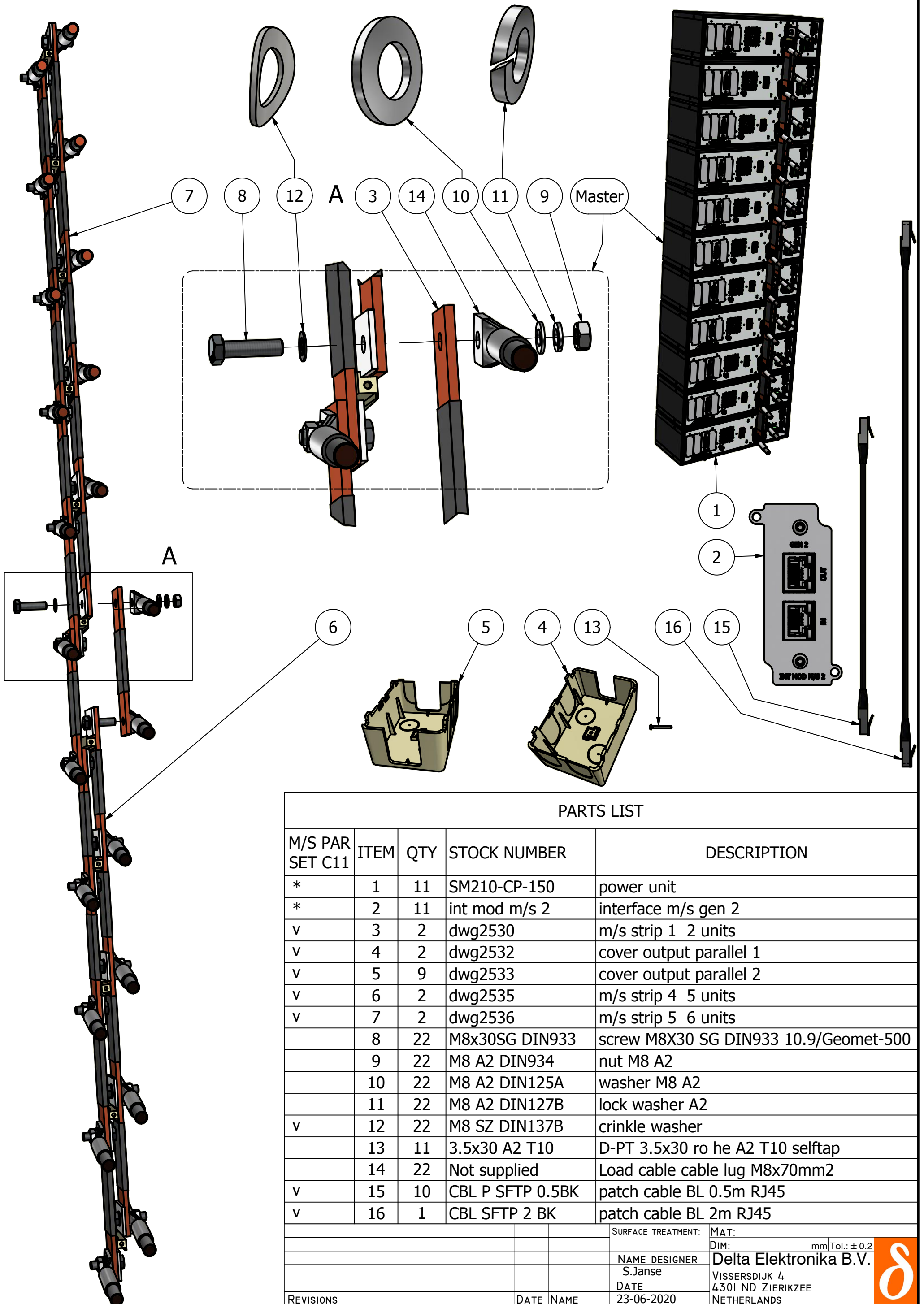
B  
INT MOD M/S 2  
POSITION :  
SLOT 3 OR 4



SM210-CP-I50 (10x)

			SURFACE TREATMENT:	MAT:
				DIM: mm Tol.: ± 0.2
			NAME DESIGNER	Delta Elektronika B.V.
			S.Janse	VISSERSDIJK 4
			DATE	4301 ND ZIERIKZEE
			23-06-2020	NETHERLANDS
REVISIONS	DATE	NAME	TITLE: MASTER SLAVE	
REMARK:			assembly 10 units	
			DWG	A3
				SHEET 2-2





PARTS LIST

M/S PAR SET C11	ITEM	QTY	STOCK NUMBER	DESCRIPTION
*	1	11	SM210-CP-150	power unit
*	2	11	int mod m/s 2	interface m/s gen 2
v	3	2	dwg2530	m/s strip 1 2 units
v	4	2	dwg2532	cover output parallel 1
v	5	9	dwg2533	cover output parallel 2
v	6	2	dwg2535	m/s strip 4 5 units
v	7	2	dwg2536	m/s strip 5 6 units
	8	22	M8x30SG DIN933	screw M8X30 SG DIN933 10.9/Geomet-500
	9	22	M8 A2 DIN934	nut M8 A2
	10	22	M8 A2 DIN125A	washer M8 A2
	11	22	M8 A2 DIN127B	lock washer A2
v	12	22	M8 SZ DIN137B	crinkle washer
	13	11	3.5x30 A2 T10	D-PT 3.5x30 ro he A2 T10 selftap
	14	22	Not supplied	Load cable cable lug M8x70mm2
v	15	10	CBL P SFTP 0.5BK	patch cable BL 0.5m RJ45
v	16	1	CBL SFTP 2 BK	patch cable BL 2m RJ45

REVISIONS	DATE	NAME	SURFACE TREATMENT:	MAT:
REMARK:				DIM: mm Tol.: ± 0.2
			NAME DESIGNER	Delta Elektronika B.V.
			S.Janse	VISSERSDIJK 4
			DATE	4301 ND ZIERIKZEE
			23-06-2020	NETHERLANDS

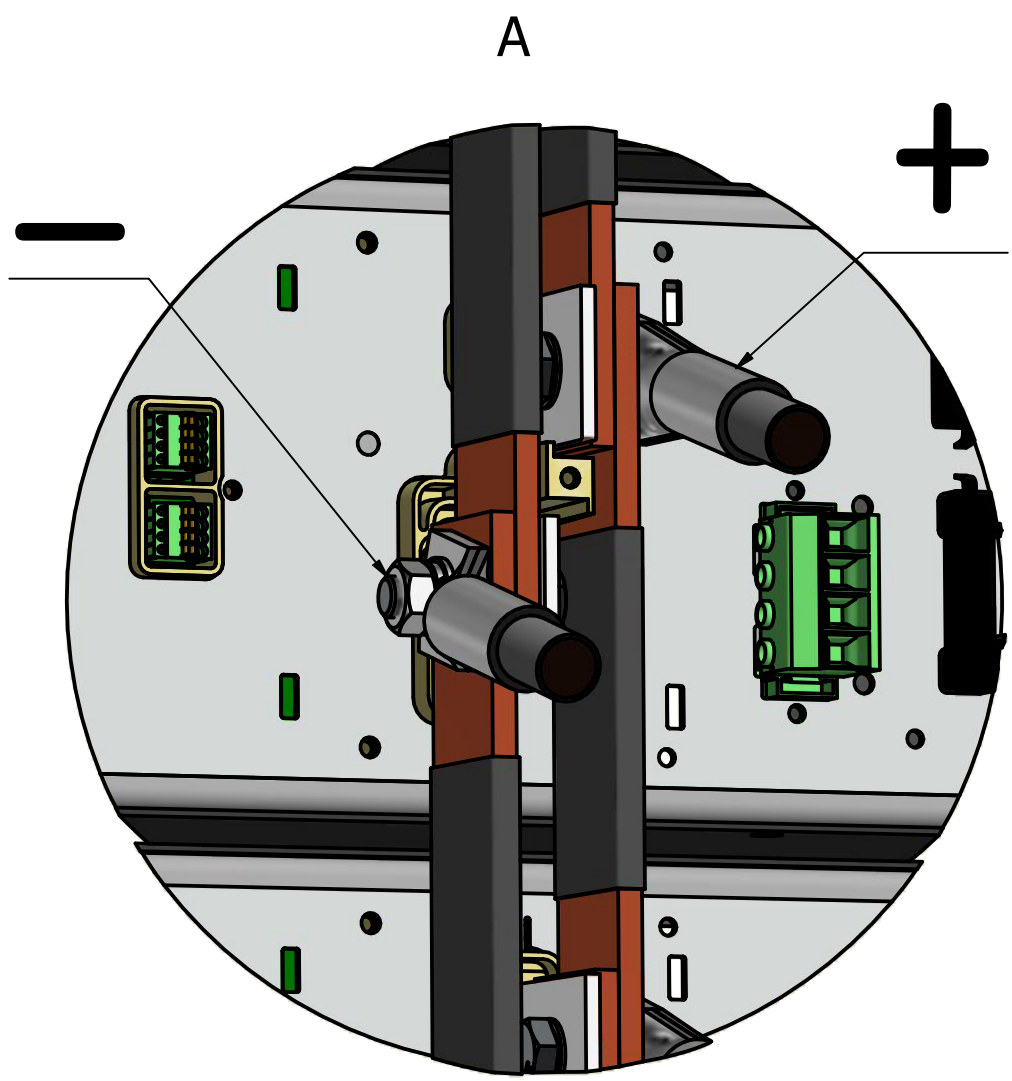
\* ORDER SEPARATELY

TITLE: MASTER SLAVE  
assembly 11 units

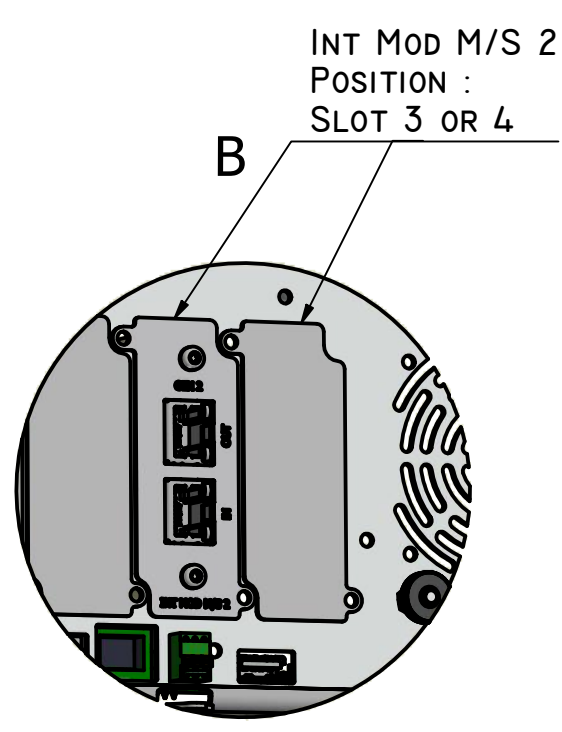
DWG

A3  
SHEET 1-2





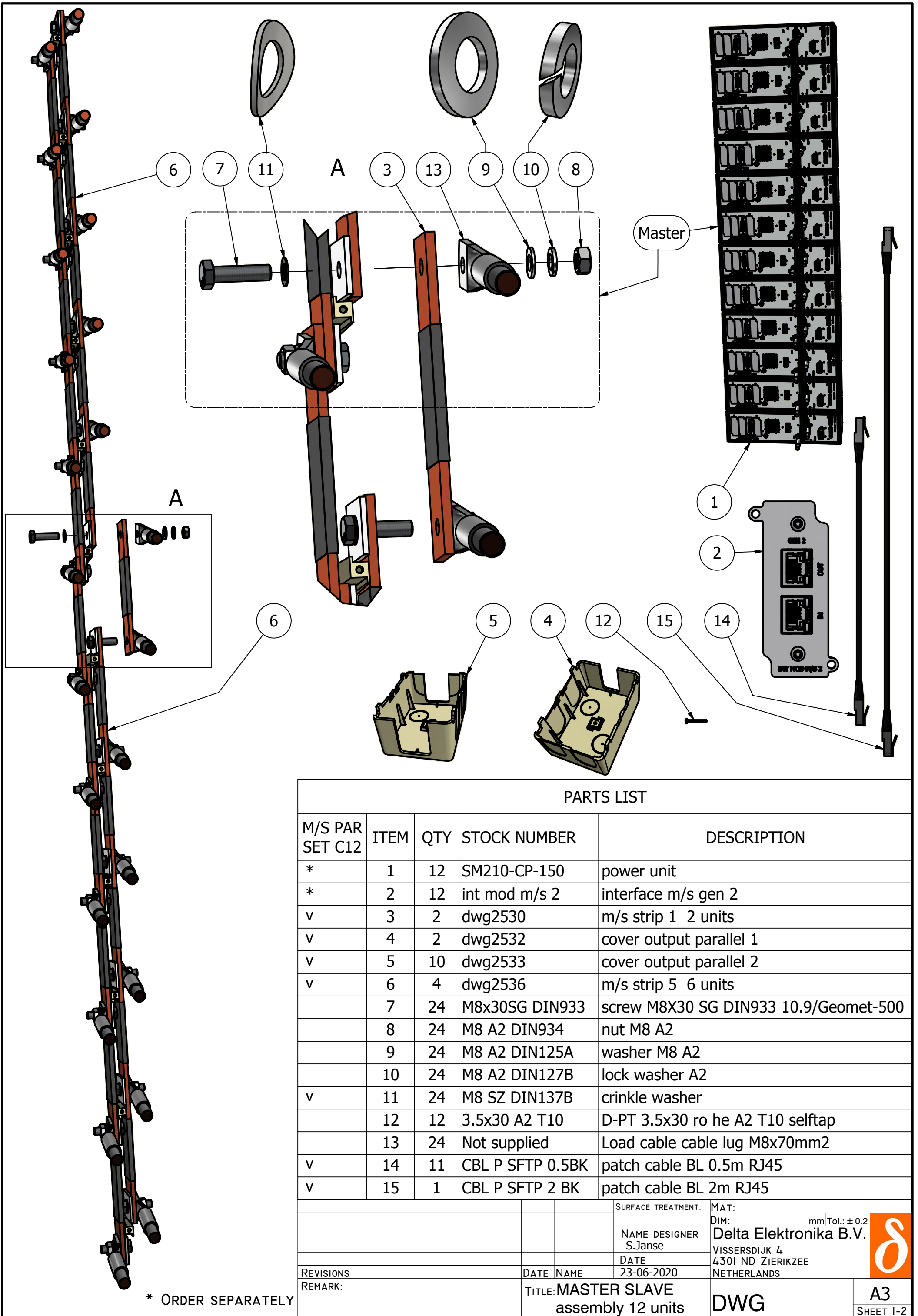
MASTER



SM210-CP-I50 (IIx)

			SURFACE TREATMENT:	MAT:
				DIM: mm Tol.: ± 0.2
			NAME DESIGNER	Delta Elektronika B.V.
			S.Janse	VISSERSDIJK 4
			DATE	4301 ND ZIERIKZEE
			23-06-2020	NETHERLANDS
REVISIONS	DATE	NAME	TITLE: MASTER SLAVE	
REMARK:			assembly 11 units	
			DWG	A3
				SHEET 2-2





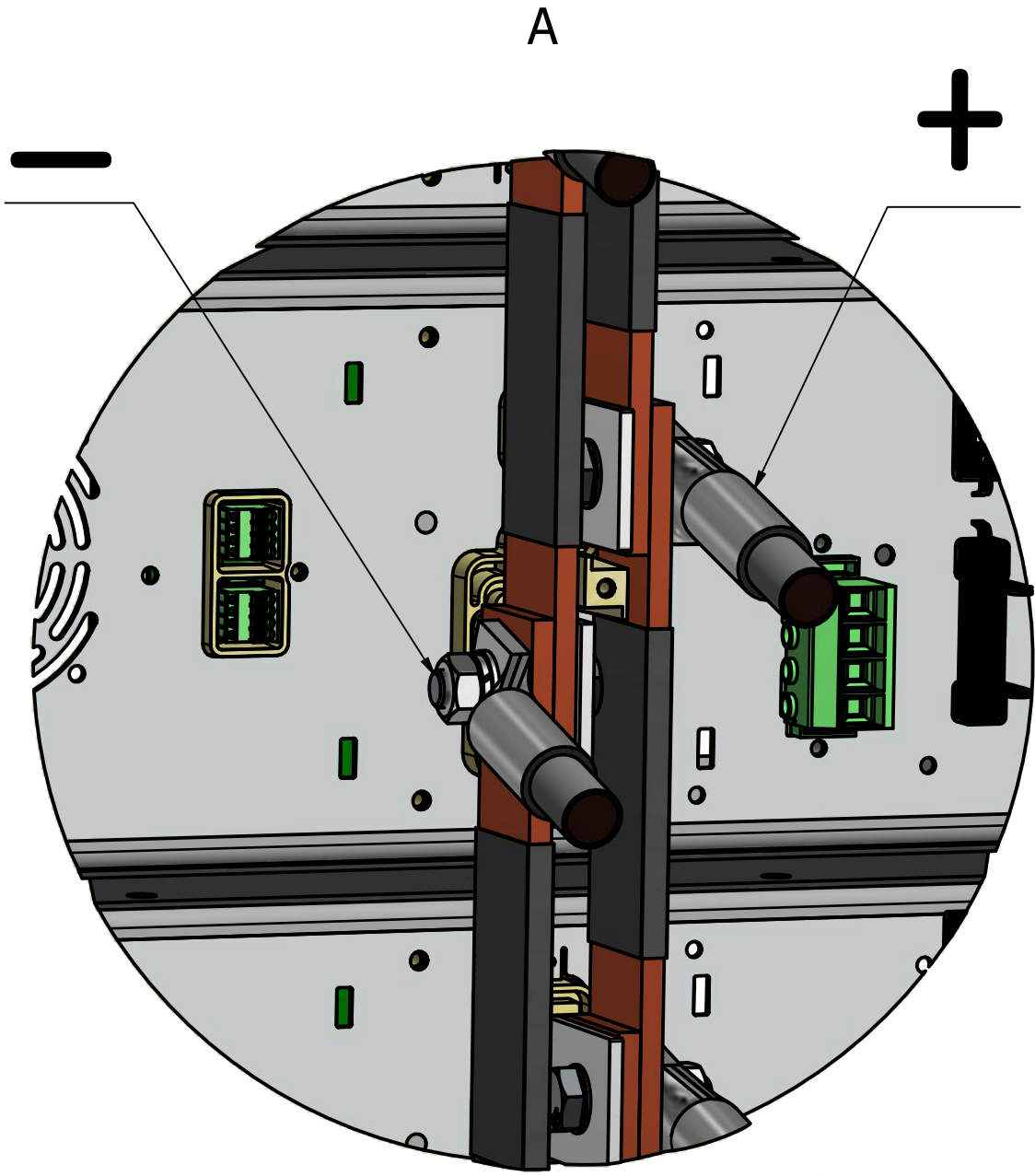
PARTS LIST

M/S PAR SET C12	ITEM	QTY	STOCK NUMBER	DESCRIPTION
*	1	12	SM210-CP-150	power unit
*	2	12	int mod m/s 2	interface m/s gen 2
v	3	2	dwg2530	m/s strip 1 2 units
v	4	2	dwg2532	cover output parallel 1
v	5	10	dwg2533	cover output parallel 2
v	6	4	dwg2536	m/s strip 5 6 units
	7	24	M8x30SG DIN933	screw M8X30 SG DIN933 10.9/Geomet-500
	8	24	M8 A2 DIN934	nut M8 A2
	9	24	M8 A2 DIN125A	washer M8 A2
	10	24	M8 A2 DIN127B	lock washer A2
v	11	24	M8 SZ DIN137B	crinkle washer
	12	12	3.5x30 A2 T10	D-PT 3.5x30 ro he A2 T10 selftap
	13	24	Not supplied	Load cable cable lug M8x70mm2
v	14	11	CBL P SFTP 0.5BK	patch cable BL 0.5m RJ45
v	15	1	CBL P SFTP 2 BK	patch cable BL 2m RJ45

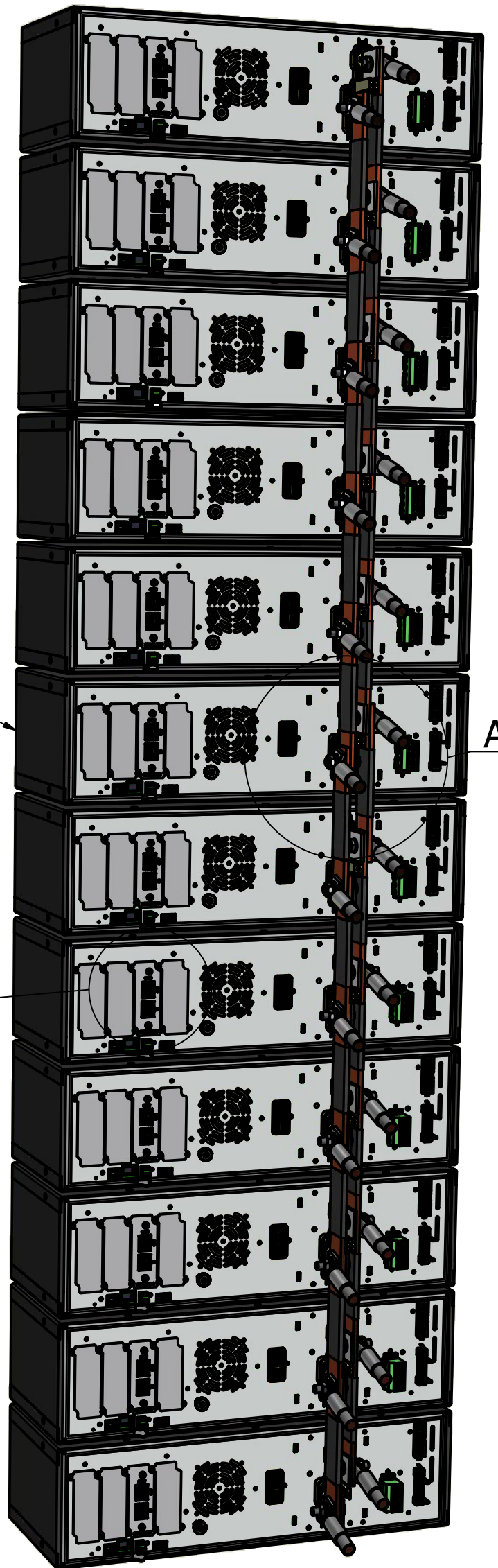
\* ORDER SEPARATELY

REVISIONS	DATE	NAME	SURFACE TREATMENT:	MAT:
REMARK:				DIM: mm Tol.: ± 0.2
			NAME DESIGNER	Delta Elektronika B.V.
			S.Janse	VISSERSDIJK 4
			DATE	4301 ND ZIERIKZEE
			23-06-2020	NETHERLANDS
TITLE: MASTER SLAVE assembly 12 units			DWG	A3 SHEET 1-2

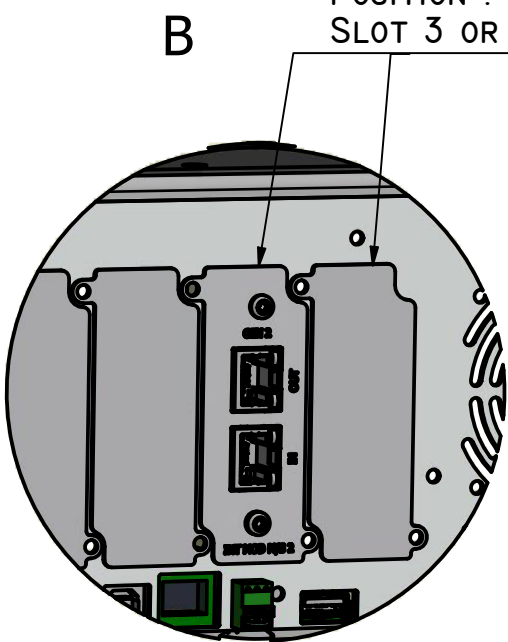




MASTER



INT MOD M/S 2  
POSITION :  
SLOT 3 OR 4

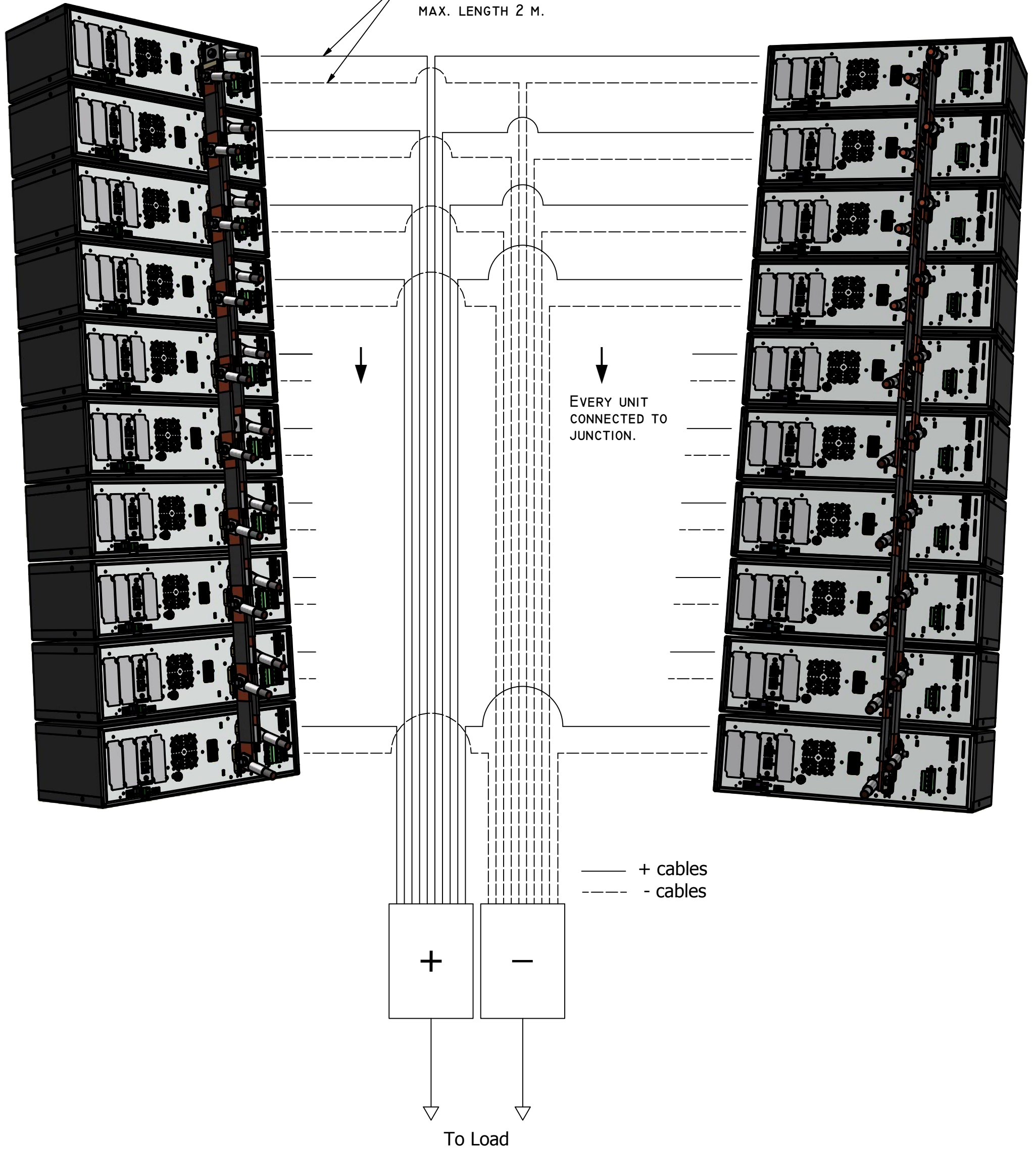


SM210-CP-I50 (12x)

			SURFACE TREATMENT:	MAT:
				DIM: mm Tol.: ± 0.2
			NAME DESIGNER	Delta Elektronika B.V.
			S.Janse	VISSERSDIJK 4
			DATE	4301 ND ZIERIKZEE
			23-06-2020	NETHERLANDS
REVISIONS	DATE	NAME	TITLE: MASTER SLAVE	
REMARK:			assembly 12 units	
			DWG	A3
				SHEET 2-2



CABLES CLOSE TOGETHER.  
EQUAL LENGTH.  
MAX. LENGTH 2 M.



— + cables  
- - - - - cables

SM210-CP-I50 (2X1 TO 2X12 PARALLEL UNITS)

			SURFACE TREATMENT:	MAT:
				DIM: mm Tol.: ± 0.2
			NAME DESIGNER	Delta Elektronika B.V.
			S.Janse	VISSERSDIJK 4
			DATE	4301 ND ZIERIKZEE
			23-06-2020	NETHERLANDS
REVISIONS	DATE	NAME	TITLE: MASTER SLAVE	
REMARK:			wire diagram	
			DWG	A3

